



Neighborhood Crime Prevention Newsletter

November 2009
Volume 1 Issue 7

City of Tacoma, Human Rights and Human Services Department

747 Market St., Room 836, Tacoma, Washington 98402

www.cityoftacoma.org hrhs@ci.tacoma.wa.us 253-591-5277

November Crime Prevention Theme **“Porch Lights Unite”**

INSIDE THIS ISSUE

- 1 November Crime Prevention Theme
- 1 Residential Burglary Prevention
- 2 Residential Burglary Prevention (cont.)
- 3 You Don't Have To Go Broke To Be Safe
- 4 Tips and Facts
- 4 Types of Security Lights

In our seventh issue, we'll look at different methods for preventing some residential crimes.

From noise nuisances to forced entry crimes, residential offenses violate more than just the boundaries of a building. They undermine the basic feeling of safety that makes a house a home.

These problems destroy the trust of the victims in ways that also undermine the entire community in which they live.

To have safe neighborhoods, we must do all we can to keep crime out of our homes. And it can start by just turning on your outside lights.

Read on for more ...

Securing Your House Against Burglars

By Audrey Hornbuckle

EXTERIOR:

- Trim all bushes to below the height of your windows. This helps you to be able to see what is happening on your property and will help eliminate places for a burglar to hide while trying to break into your home.
- Trees should be limbed up at least 6' from the ground to ensure clear visibility and remove hiding places.
- Use gravel in the landscaping around your home and if a person is sneaking around your house their feet will audibly crunch on the rock.
- Address numbers should be at least 6" in height, under a light and in a color that contrasts strongly with the color of your house. If you have an alley, put address numbers on the back of your house or garage facing the alley.
- Keep your walkways, entrances, parking areas, elevators, hallways, stairways, laundry rooms and storage areas well-lighted 24 hours a day.
- Remove any item that a person can climb on to gain access to a 2nd story or roof, such as garbage cans or piled up wood. Limb up or remove trees so a person can't climb them and enter a window or balcony.

and garages. INTERIOR:

- Exterior doors should be solid-core wood or metal, contain heavy-

What's Happening November
Monday, November 16, 2009,
[William W. Philip Hall](#), UWT,
Crisis Reality Training; [“Staff,
This Is A Lockdown!” Workshop](#)

Block Watch Basic Training,
November 24: Safe Streets
Conference Room - 1501 Pacific
Avenue, Suite 305 - Downtown
Tacoma, 98402, [Sign Up Here.](#)

Neighborhood Patrol Training,
Saturday, November 21st: 1:00
p.m.-5:30 p.m., Tacoma Police
Department HQ - 3701 South
Pine Street, Room 1209 - South
Tacoma, 98409, [Sign Up Here.](#)





Securing Your House Against Burglars (cont.)

duty dead-bolt locks and 180 degree peepholes and heavy-duty strike-plates installed with 3” screws.

- Sliding windows and doors should have auxiliary locks like a wooden dowel in the bottom track or auxiliary locks purchased at hardware stores (call me for examples of hardware).
- Slider windows and doors need pins or screws in the overhead frames to keep the glass from being lifted out of the frame.
- Double-hung windows need auxiliary locks or pins that can be purchased at hardware store.
- Door hinges that face to the outside need security hinges (call 591-5048 for examples).
- It is recommended that alarm systems be both audible and monitored. You want the signal heard and police called if someone breaks into your home.
- Leave a radio playing on a talk channel and lights on timers when you are away from the home.
- Window glass in doors adjacent to door locks or in windows are vulnerable to breakage and should have an application of Security Film installed. (Google “security film” for a list of businesses to purchase it from).
- Keep a record of the model, serial number and description of any property that is numbered. Take photos of jewelry and other items and keep in a safe-deposit box or safe. Common theft items are: electronics, TV’s, DVD’s, games, tools, jewelry, money, cash, guns and alcohol.
- If you rent, consider purchasing Renter’s Insurance to cover your property in the event of a loss.

MORE TIPS:

- Join or organize an Apartment Watch group so neighbors can look out for and help each other.
- If you live in a large building or complex think about a tenant patrol that watches for crime around the building, provides escort services for the elderly and handicapped and monitors comings and goings in the lobby.
- Work with landlords to sponsor social events for tenants; a Sunday breakfast, a picnic, a Halloween party, summer bbq’s, etc.



In most people’s minds, there is a simple and direct relationship between lighting and crime: better lighting will deter offenders who benefit from the cover of darkness. Improved lighting means that offenders are more likely to be seen by someone who might intervene, call the police, or recognize the offender. Even if this does not happen, some offenders who fear that it might would be deterred from crime.

Outside Lighting Improvements in Tough Economic Times

From: www.mytpu.org

Changing your home's lighting is one of the easiest ways to save energy and save money. When you switch from incandescent bulbs to Energy Star-rated compact fluorescent lights (CFLs), know that those bulbs can use up to 75 percent less energy than incandescent light bulbs and last up to 10 times longer - up to 10 years. For the average two bulb porch light these could be the savings...



Type of Bulb		Total Cost Per Month
	<u>60-watt Standard Incandescent Light Bulb</u>	\$2.04
	<u>15-watt Compact Fluorescent Light Bulb</u> CFL Wattage for equivalent light output	\$0.51
Savings Per Month:		\$1.53
Savings Per Year:		\$18.34

You could save almost \$20 per year PER BULB by changing to CFL's in your outside light fixtures.

Switch & Save with discounts on CFLs as a Tacoma Power customer:

Visit the following local retailers and receive an instant rebate of up to \$4 per CFL. (Product availability and price may vary by store.)

Ace Hardware Agrishop

2010 S. 12th St., Tacoma, 98405

Bartell Drugs

4315 6th Ave., Tacoma, 98406

3601 6th Ave., Tacoma, 98406

2700 Bridgeport Way W., University Place, 98466

Bed Bath & Beyond

5830 Lakewood Towne Center Blvd., Lakewood, 98499

Costco

2219 S. 37th St., Tacoma, 98409

Fred Meyer

33702 21st Ave. S.W., Federal Way, 98023

1100 N. Meridian, Puyallup, 98371

17404 Meridian E., Puyallup, 98373

4505 S. 19th St., Tacoma, 98405

7250 Pacific Ave., Tacoma, 98408

6305 Bridgeport Way W., University Place, 98467

Home Depot

7050 Tacoma Mall Blvd., Tacoma, 98409

4602 S. Center St., Tacoma, 98409

101 E. 152nd St., Tacoma, 98445

Walgreens

8224 Steilacoom Blvd. S.W., Lakewood, 98498

3737 Pacific Ave., Tacoma, 98418

3540 N Pearl St., Tacoma, 98407

8405 Pacific Ave., Tacoma, 98444

12105 Pacific Ave., Tacoma, 98444

15225 Pacific Ave., Tacoma, 98444

9505 Bridgeport Way S.W., Tacoma, 98499

5602 Pacific Ave., Tacoma, 98408

2650 Bridgeport Way W., University Place, 98466

7451 Cirque Drive W., University Place, 98467

Saar's Market Place

6111 Lakewood Town Center Blvd., Lakewood, 98499

17801 Pacific Ave., Spanaway, 98387

6414 Yakima Ave., Tacoma, 98408

1015 N. Pearl St., Tacoma 98406

13322 Pacific Ave., Tacoma, 98444

Marlene's Market & Deli

2951 S. 38th St., Tacoma, 98409

Crime Prevention Through Environmental Design - Lighting Prevents Crime

CPTED

Alan D. Duer, CPP

90 % of crime occurs after dark



Proper lighting enables law abiding citizens to observe / report crime and to identify suspects.



It makes people feel safe.

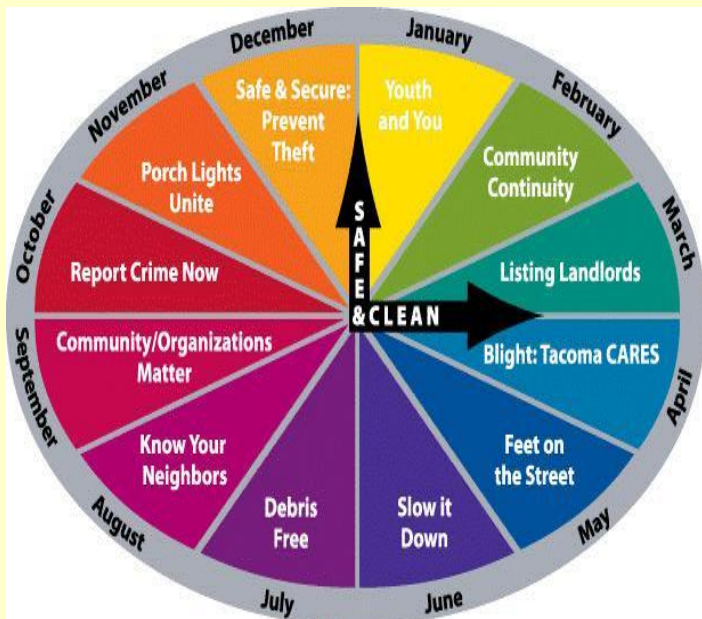


You can save money, save the environment, and secure your safety.

Consider purchasing [solar security lighting fixtures](#) for your property!

December's Theme:

"Safe and Secure: Prevent Theft"



Choose the Right Light: From www.elights.com

Outdoor lighting is great for enhancing your home's **security**. That has been proven in survey after survey of police home security experts and burglars!

There are **3 different security lighting techniques** -

1. Dusk to Dawn Lighting This is the oldest technique. The theory is that a brightly lit home discourages a would-be burglar because the lights make it hard to disguise their actions. The burglar would presumably choose to break into a dark house instead of a brightly-lit neighbor. Dusk to Dawn lighting requires the use of dusk to dawn **photocell controls** or lights with built in photocells such as **yard lights** or **mini-wall packs**. The downside to dusk to dawn lighting is that you are burning lights all night every night. The energy cost and lamp replacement costs can be very high. Also, it can be argued that constantly lit properties give no indication to neighbors or passers-by of intrusion or unwanted activity. They always look the same.

2. Imagine a burglar approaching the home of an attended victim. While still 50 feet away, flood lights go on -- directly in their eyes. Is someone at home? Has the burglar been seen? Obviously, a very effective crime deterrent! **Motion activated lighting** has become extremely popular due to its many benefits—security, convenience and low cost. It's convenient because lights go on when you need them, off when you don't. It's low cost because lights are only on when needed (saving energy most of the night) and lamps last much longer, saving replacement costs. Check out the wide variety of high quality **sensor flood lights** and **sensor lanterns**. There are also **Post Lantern Sensors** and a variety of unobtrusive **Box Mount Sensors** and small **Swivel Sensors** to fit almost any outdoor lighting need.

3. Hi/Lo Motion Activated Lighting Combine the benefits of both Dusk to Dawn and Motion Activated Lighting and you get **Hi/Lo Sensors**. They turn on outdoor lights at 20% of their lamp wattage from dusk until dawn plus they brighten to full brilliance when their sensors detect movement. The result is a welcoming glow from your outdoor lighting all night plus the security and safety benefits of sensor controlled lighting.

City of Tacoma
 Human Rights Human Services Department
 Neighborhood Crime Prevention Program
 747 Market St., Room 836
 Tacoma, WA 98402
 Phone: 253-591-5277
 Fax: 253-591-5050
 E-mail: hrhs@cityoftacoma.org