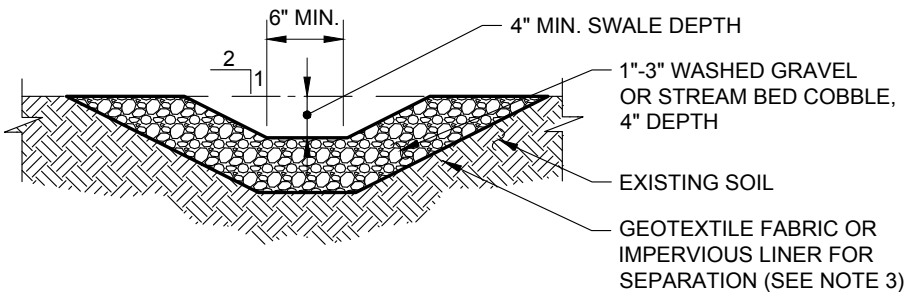





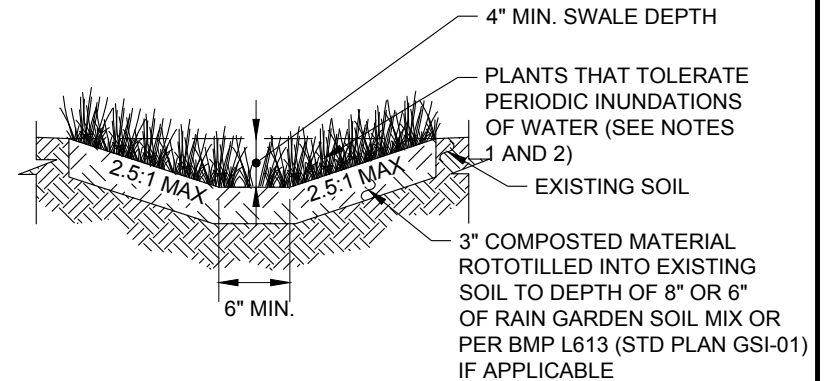
**CONVEYANCE SWALE**  
NTS



**ROCK-LINED CONVEYANCE SWALE**  
NTS

**LEGEND:**

-  1"-3" WASHED GRAVEL OR STREAM BED COBBLE
-  RAIN GARDEN SOIL MIX
-  EXISTING NATIVE SOIL



**VEGETATED CONVEYANCE SWALE**  
NTS

**NOTES:**

1. Do not place plants that will restrict or concentrate the flow of water in the bottom of the swale.
2. Choose well rooted plants suitable for Zone 2 per 2013 Rain Garden Handbook for Western Washington, available at City of Tacoma.org/raingardens.
3. Use impervious liner instead of geotextile fabric if you have observed flooding issues in your basement or near your building foundation.

