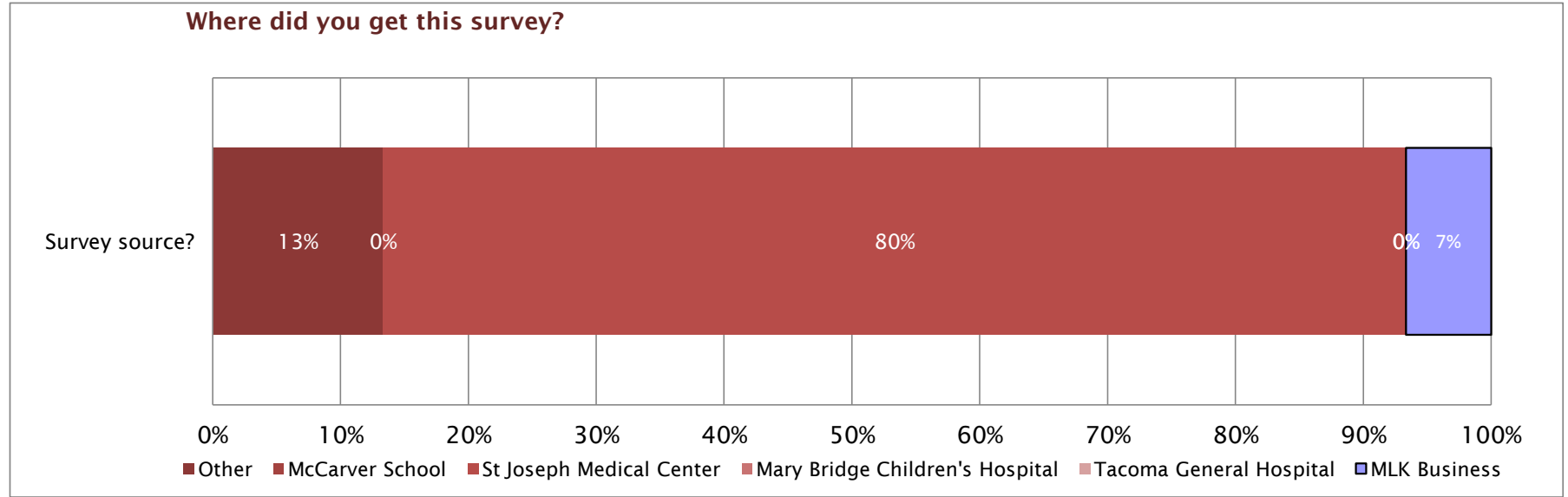


MLK SUBAREA PLAN

Appendix D: Employee Survey Results

MLK Subarea Plan Employee Survey

Where did you get this survey?							
Answer Options	MLK Business	Tacoma General	Mary Bridge Children's	St Joseph Medical Center	McCarver School	Other	Response Count
Survey source?	7%	0%	0%	80%	0%	13%	100%
<i>answered question</i>							45
<i>skipped question</i>							0

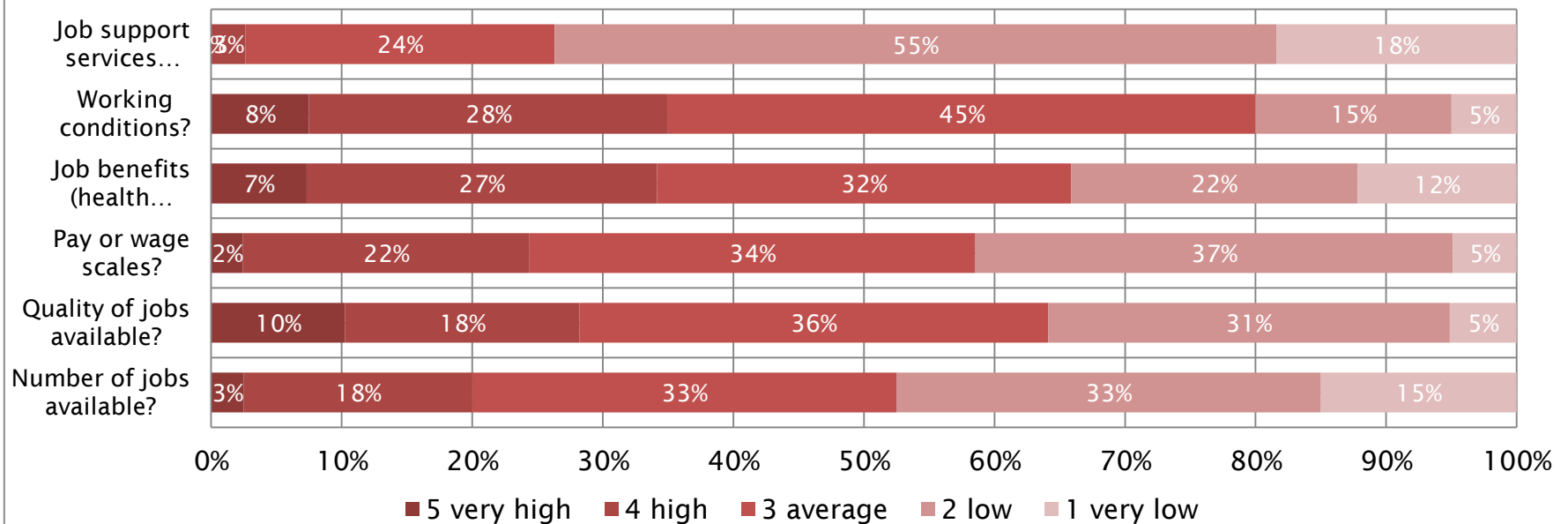


MLK Subarea Plan Employee Survey

How would you rate the following existing conditions in MLK on a scale of 1 to 5 where 1 is very low and 5 is very high?

Answer Options	1 very low	2 low	3 average	4 high	5 very high	Response Count
Number of jobs available?	15%	33%	33%	18%	3%	100%
Quality of jobs available?	5%	31%	36%	18%	10%	100%
Pay or wage scales?	5%	37%	34%	22%	2%	100%
Job benefits (health insurance, etc)?	12%	22%	32%	27%	7%	100%
Working conditions?	5%	15%	45%	28%	8%	100%
Job support services (child/daycare)?	18%	55%	24%	3%	0%	100%
<i>answered question</i>						41
<i>skipped question</i>						4

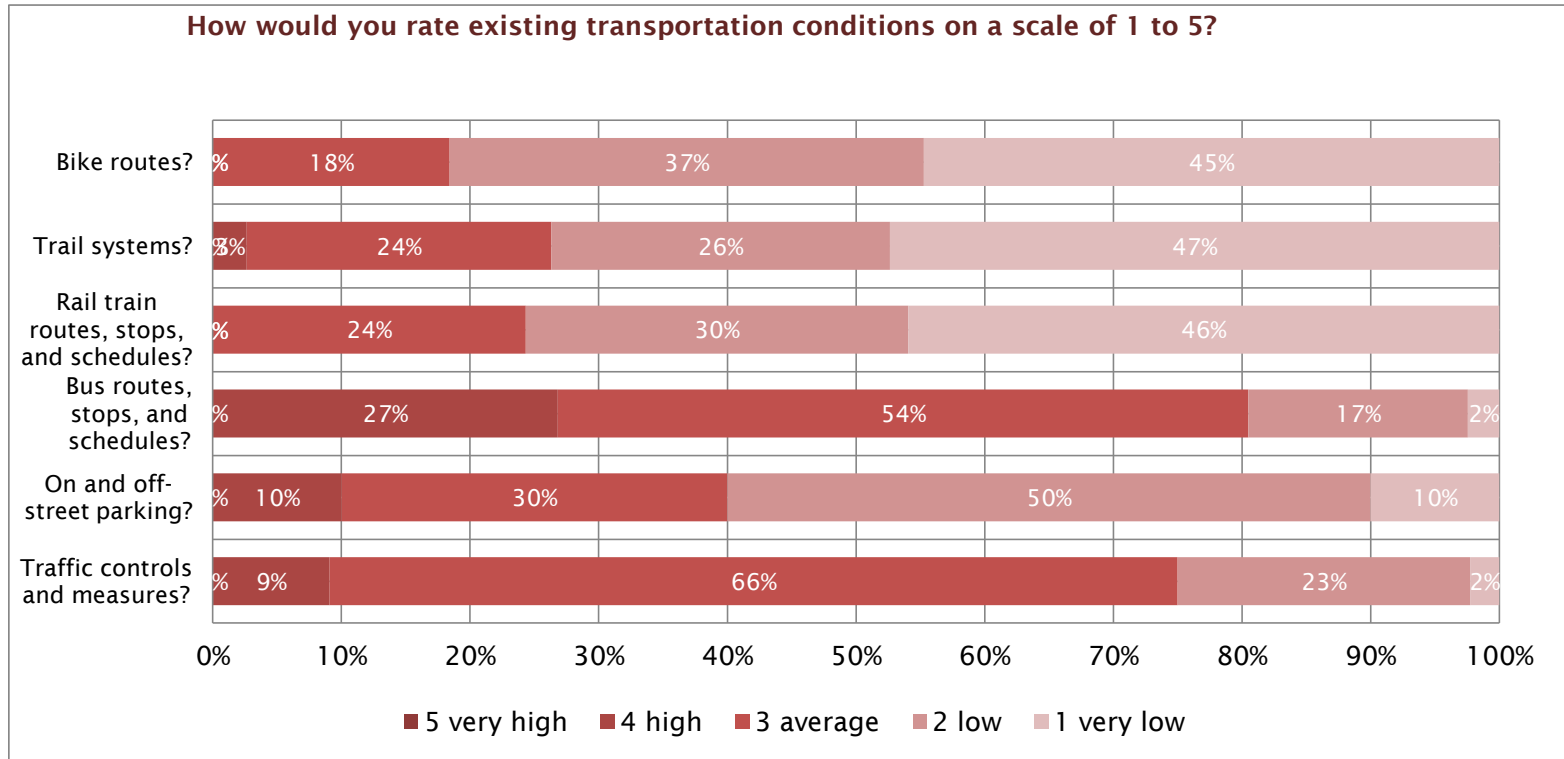
How would you rate the following existing conditions in MLK on a scale of 1 to 5 where 1 is very low and 5 is very high?



MLK Subarea Plan Employee Survey

How would you rate existing transportation conditions on a scale of 1 to 5?

Answer Options	1 very low	2 low	3 average	4 high	5 very high	Response Count
Traffic controls and measures?	2%	23%	66%	9%	0%	100%
On and off-street parking?	10%	50%	30%	10%	0%	100%
Bus routes, stops, and schedules?	2%	17%	54%	27%	0%	100%
Rail train routes, stops, and schedules?	46%	30%	24%	0%	0%	100%
Trail systems?	47%	26%	24%	3%	0%	100%
Bike routes?	45%	37%	18%	0%	0%	100%
<i>answered question</i>						44
<i>skipped question</i>						1

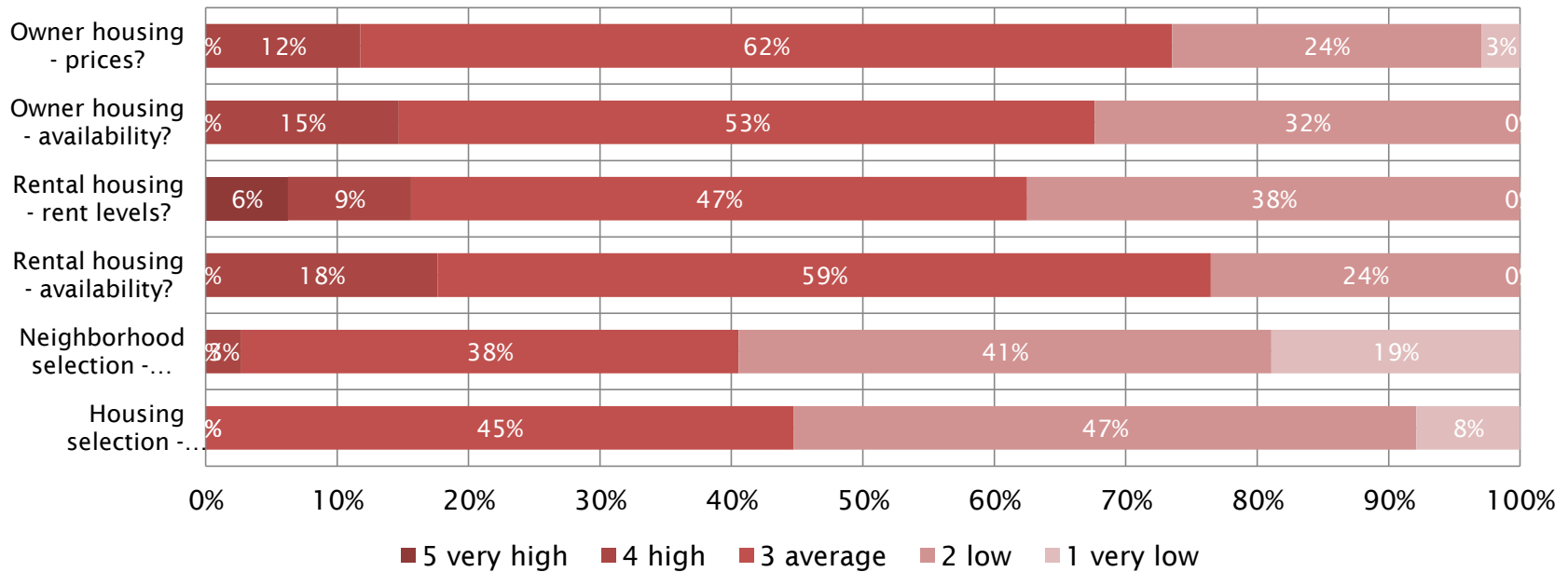


MLK Subarea Plan Employee Survey

How would you rate the existing housing market on a scale of 1 to 5?

Answer Options	1 very low	2 low	3 average	4 high	5 very high	Response Count
Housing selection - type and design?	8%	47%	45%	0%	0%	100%
Neighborhood selection - quality and location?	19%	41%	38%	3%	0%	100%
Rental housing - availability?	0%	24%	59%	18%	0%	100%
Rental housing - rent levels?	0%	38%	47%	9%	6%	100%
Owner housing - availability?	0%	32%	53%	15%	0%	100%
Owner housing - prices?	3%	24%	62%	12%	0%	100%
<i>answered question</i>						38
<i>skipped question</i>						7

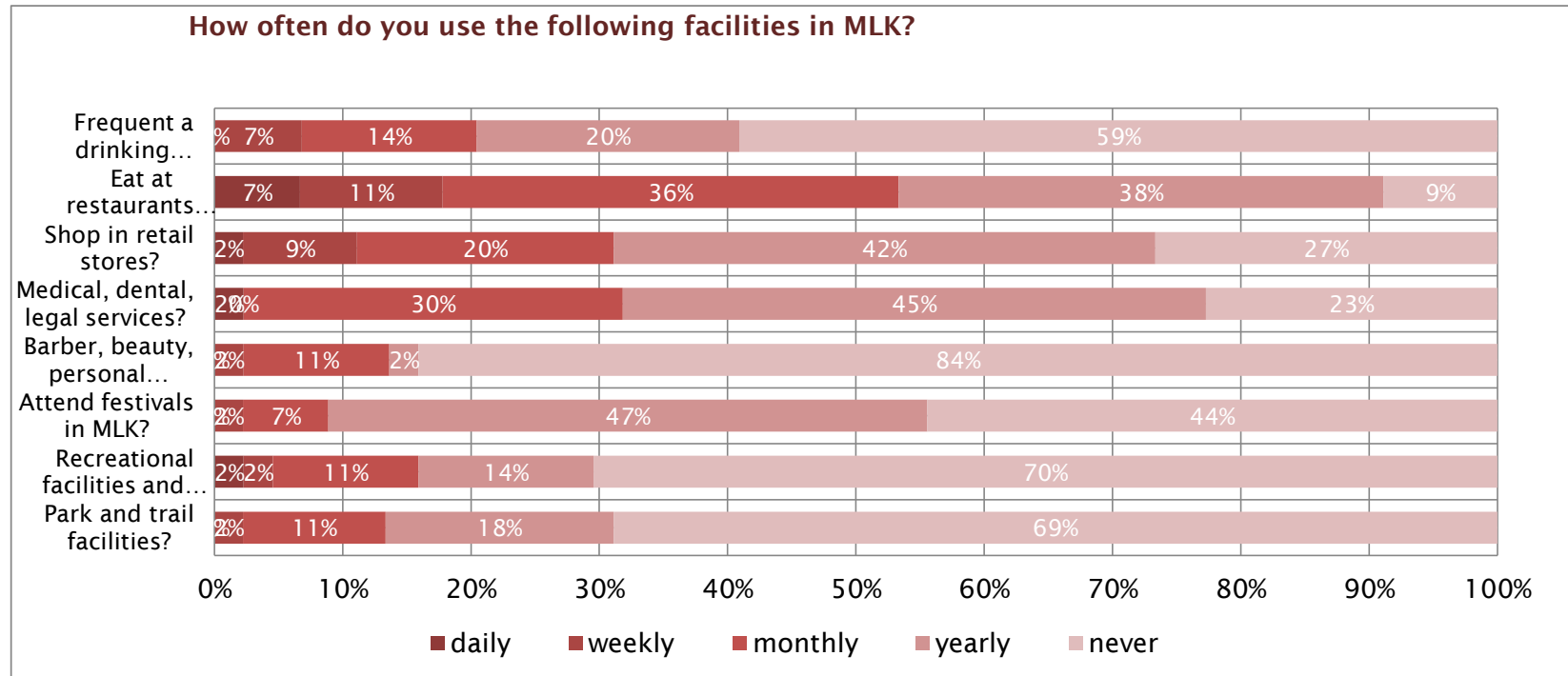
How would you rate the existing housing market on a scale of 1 to 5?



MLK Subarea Plan Employee Survey

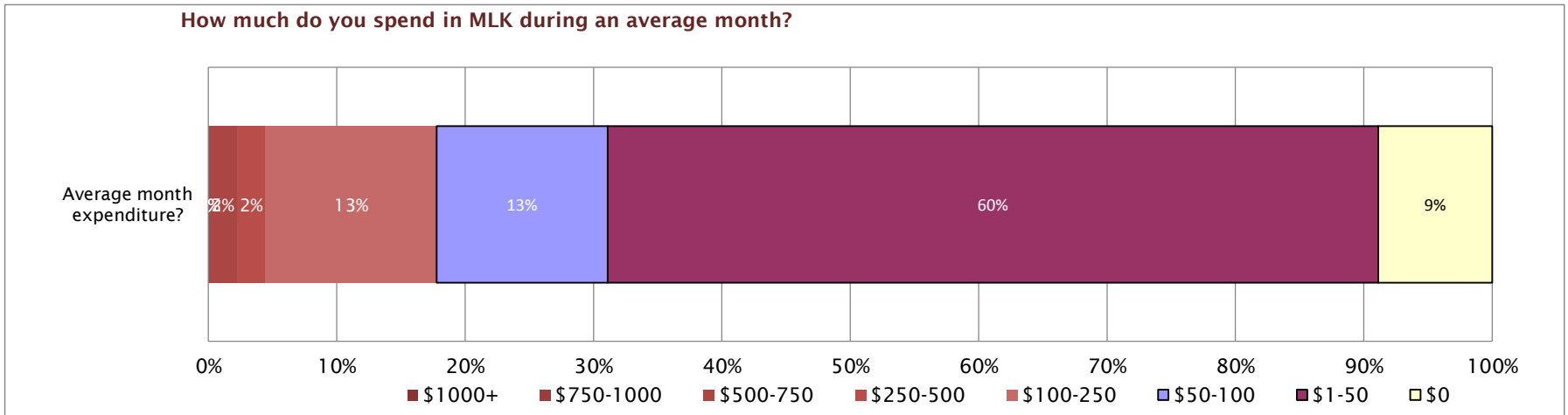
How often do you use the following facilities in MLK?

Answer Options	never	yearly	monthly	weekly	daily	Response Count
Park and trail facilities?	69%	18%	11%	2%	0%	100%
Recreational facilities and services?	70%	14%	11%	2%	2%	100%
Attend festivals in MLK?	44%	47%	7%	2%	0%	100%
Barber, beauty, personal services?	84%	2%	11%	2%	0%	100%
Medical, dental, legal services?	23%	45%	30%	0%	2%	100%
Shop in retail stores?	27%	42%	20%	9%	2%	100%
Eat at restaurants and coffee shops?	9%	38%	36%	11%	7%	100%
Frequent a drinking establishment?	59%	20%	14%	7%	0%	100%
<i>answered question</i>						45
<i>skipped question</i>						0



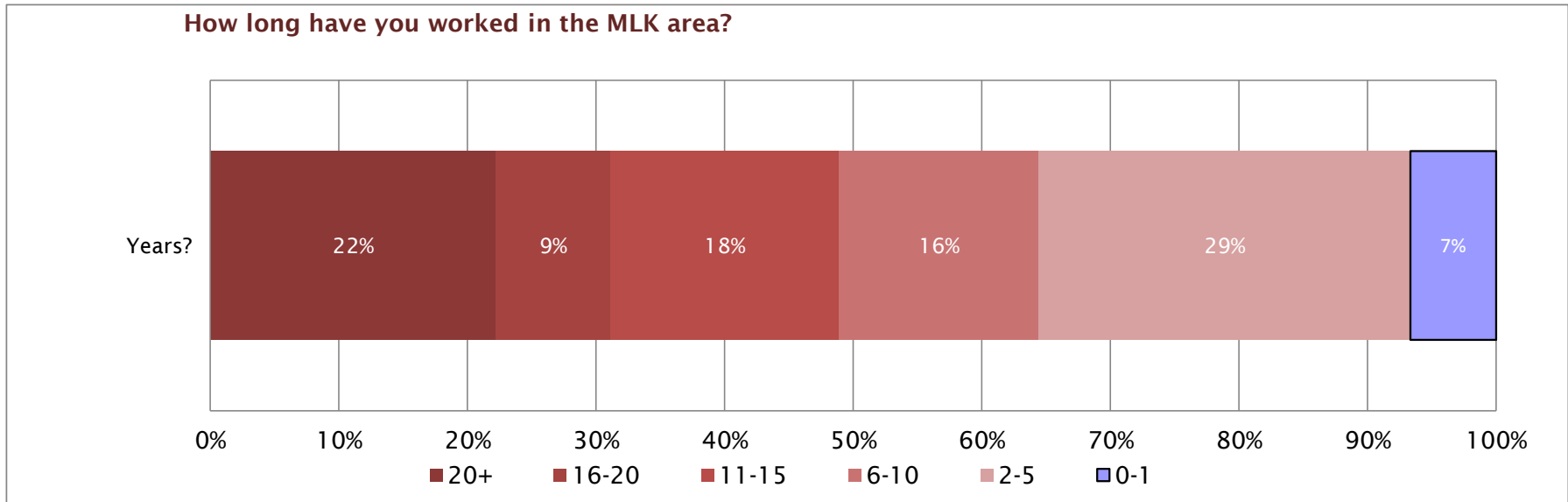
MLK Subarea Plan Employee Survey

How much do you spend in MLK during an average month?									
Answer Options	\$0	\$1-50	\$50-100	\$100-250	\$250-500	\$500-750	\$750-1000	\$1000+	Response Count
Average month expenditure?	9%	60%	13%	13%	2%	2%	0%	0%	100%
<i>answered question</i>									45
<i>skipped question</i>									0



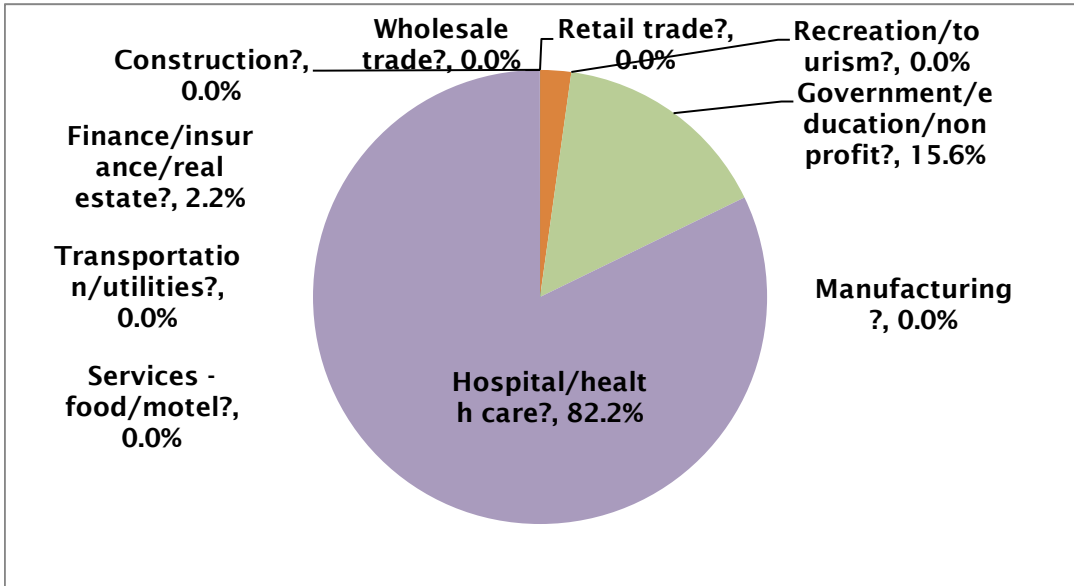
MLK Subarea Plan Employee Survey

How long have you worked in the MLK area?							
Answer Options	0-1	2-5	6-10	11-15	16-20	20+	Response Count
Years?	7%	29%	16%	18%	9%	22%	100%
<i>answered question</i>							45
<i>skipped question</i>							0



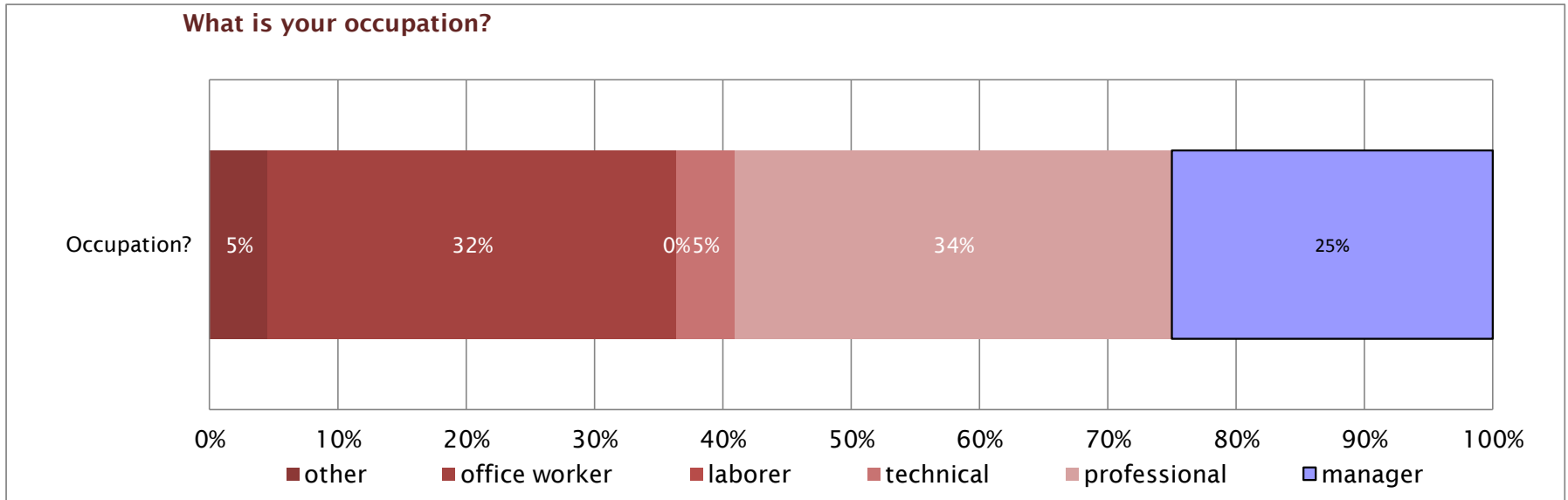
MLK Subarea Plan Employee Survey

What employment sector do you work in?		
Answer Options		Response Percent
Construction?		0.0%
Manufacturing?		0.0%
Transportation/utilities?		0.0%
Wholesale trade?		0.0%
Retail trade?		0.0%
Finance/insurance/real estate?		2.2%
Services - food/motel?		0.0%
Recreation/tourism?		0.0%
Government/education/nonprofit?		15.6%
Hospital/health care?		82.2%
<i>answered question</i>		45
<i>skipped question</i>		0



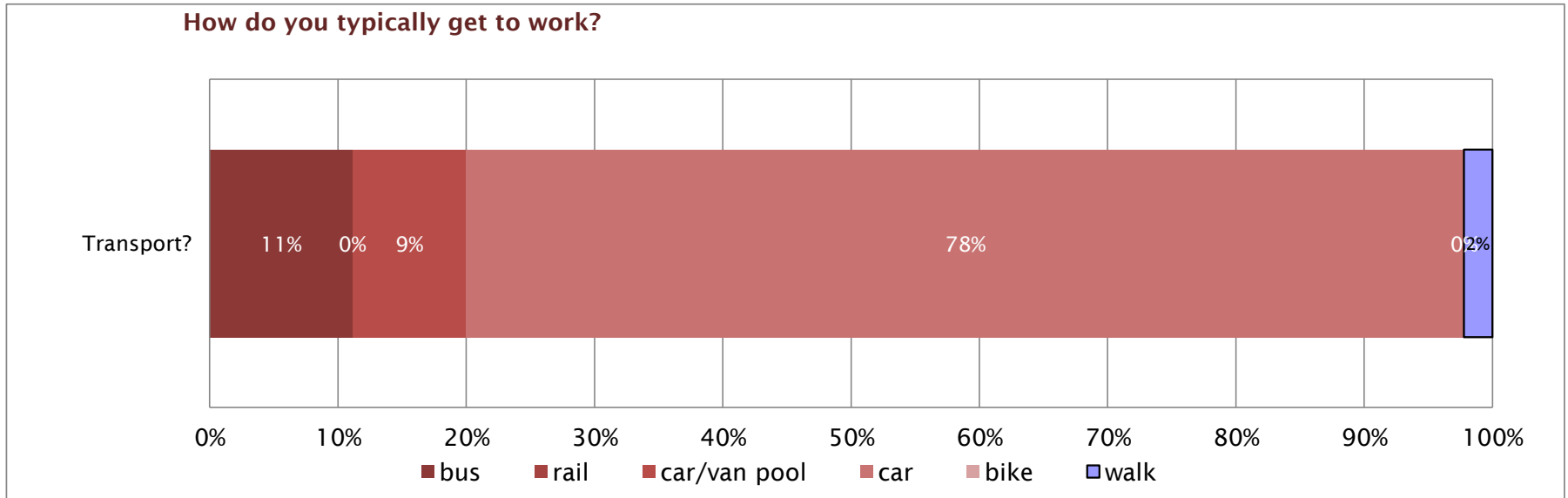
MLK Subarea Plan Employee Survey

What is your occupation?							
Answer Options	manager	professional	technical	laborer	office worker	other	Response Count
Occupation?	25%	34%	5%	0%	32%	5%	100%
<i>answered question</i>							44
<i>skipped question</i>							1



MLK Subarea Plan Employee Survey

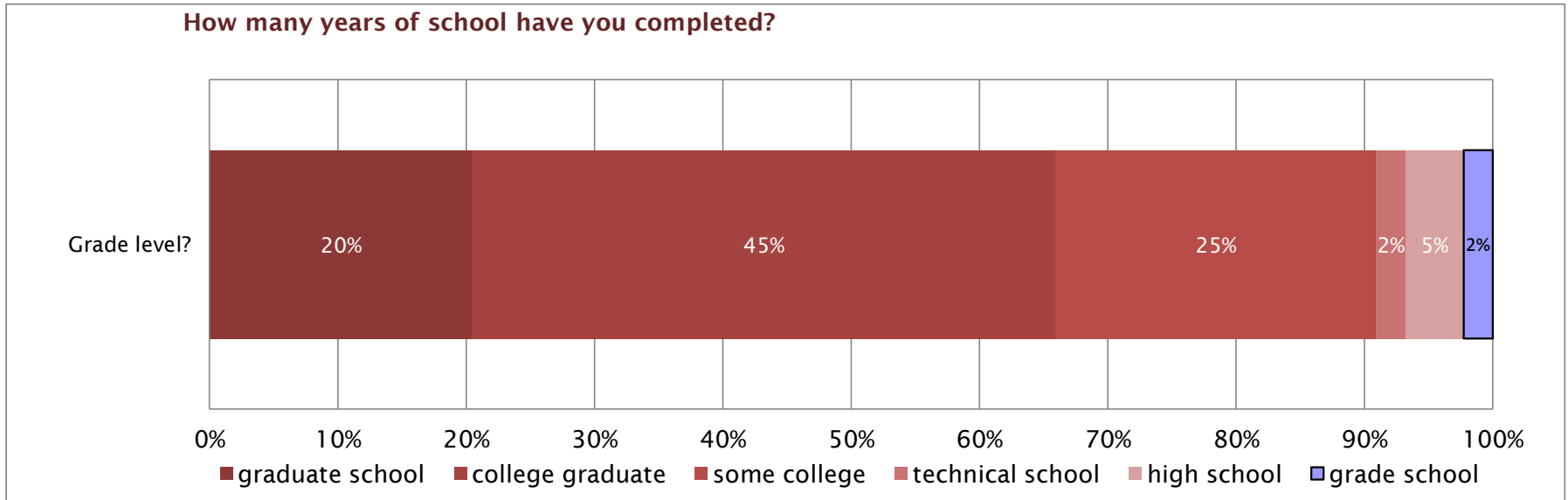
How do you typically get to work?							
Answer Options	walk	bike	car	car/van pool	rail	bus	Response Count
Transport?	2%	0%	78%	9%	0%	11%	100%
<i>answered question</i>							45
<i>skipped question</i>							0



MLK Subarea Plan Employee Survey

How many years of school have you completed?

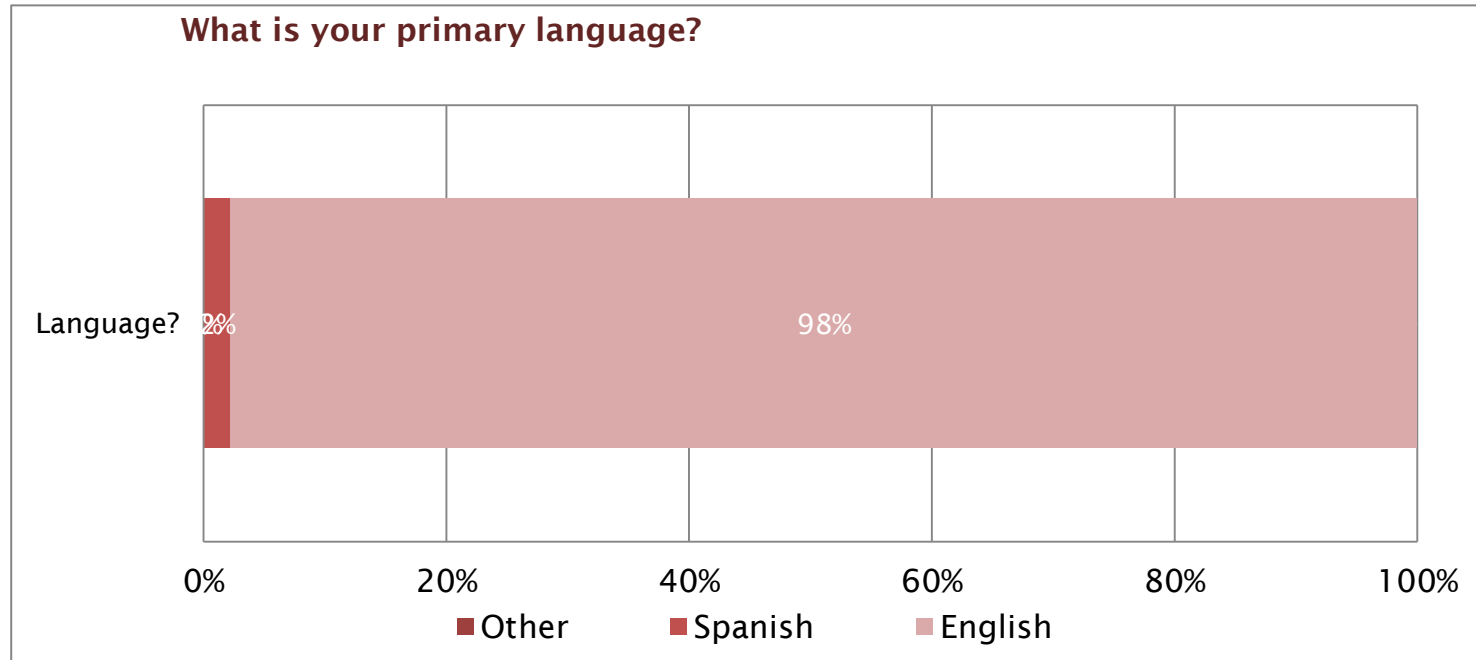
Answer Options	grade school	high school	technical school	some college	college graduate	graduate school	Response Count
Grade level?	2%	5%	2%	25%	45%	20%	100%
<i>answered question</i>							44
<i>skipped question</i>							1



MLK Subarea Plan Employee Survey

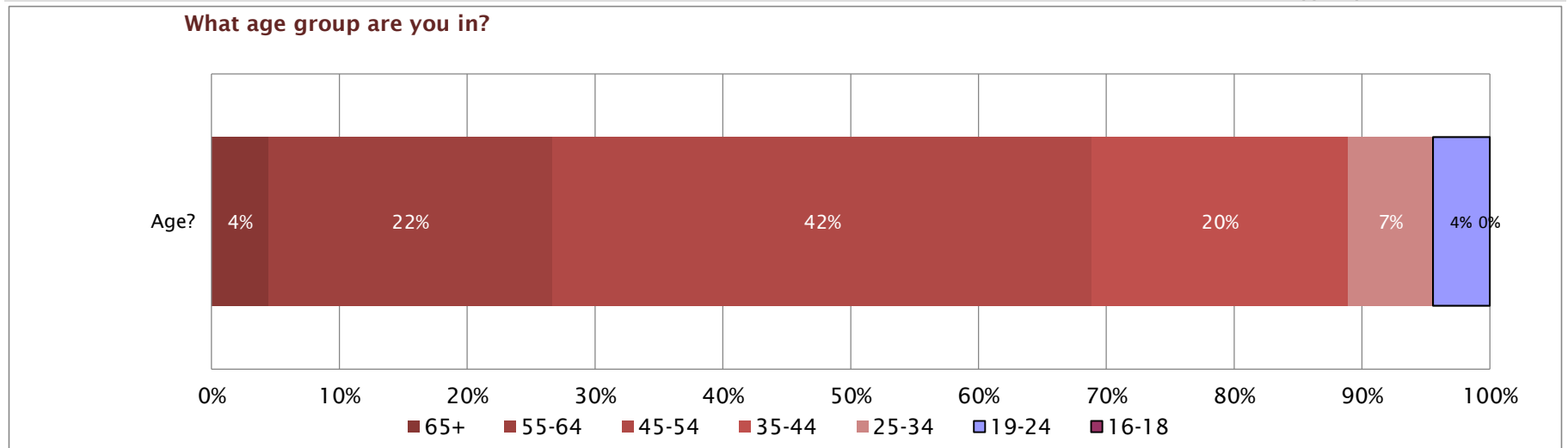
What is your primary language?

Answer Options	English	Spanish	Other	Response Count
Language?	98%	2%	0%	100%
	<i>answered question</i>			45
	<i>skipped question</i>			0



MLK Subarea Plan Employee Survey

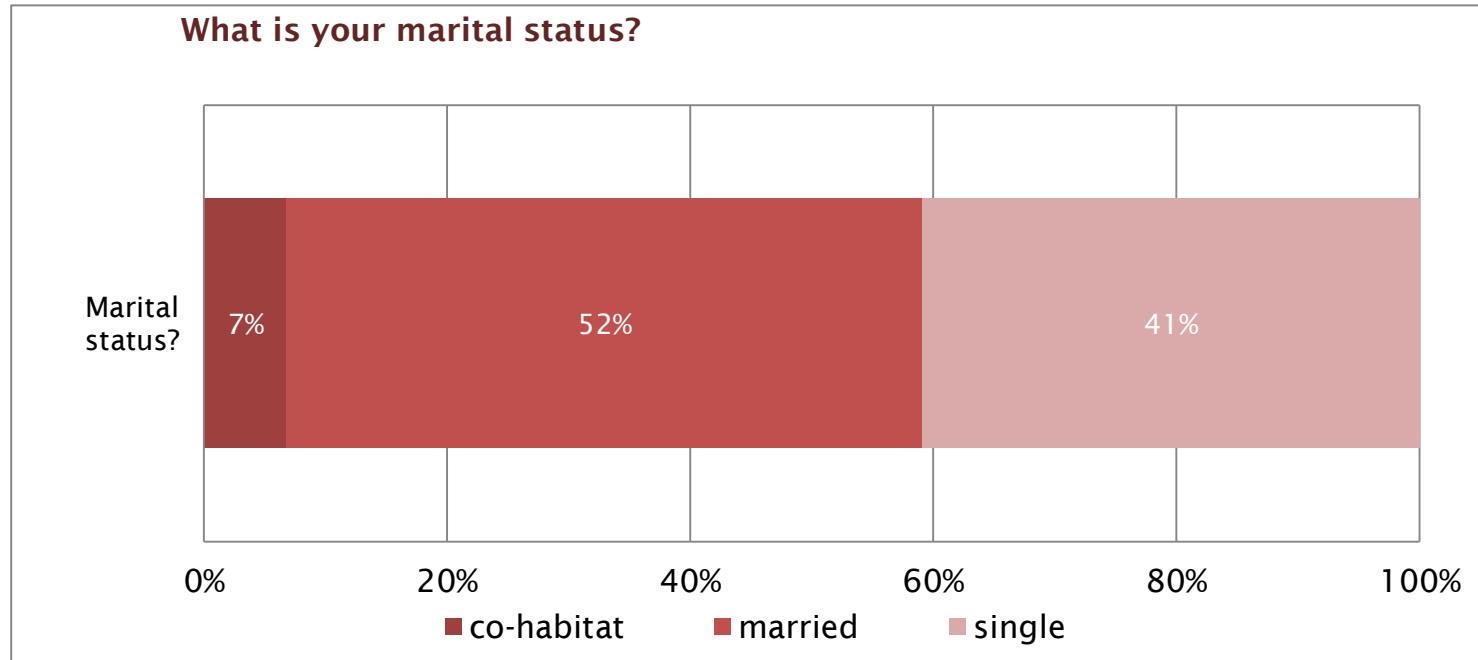
What age group are you in?								Response Count
Answer Options	16-18	19-24	25-34	35-44	45-54	55-64	65+	
Age?	0%	4%	7%	20%	42%	22%	4%	100%
							<i>answered question</i>	45
							<i>skipped question</i>	0



MLK Subarea Plan Employee Survey

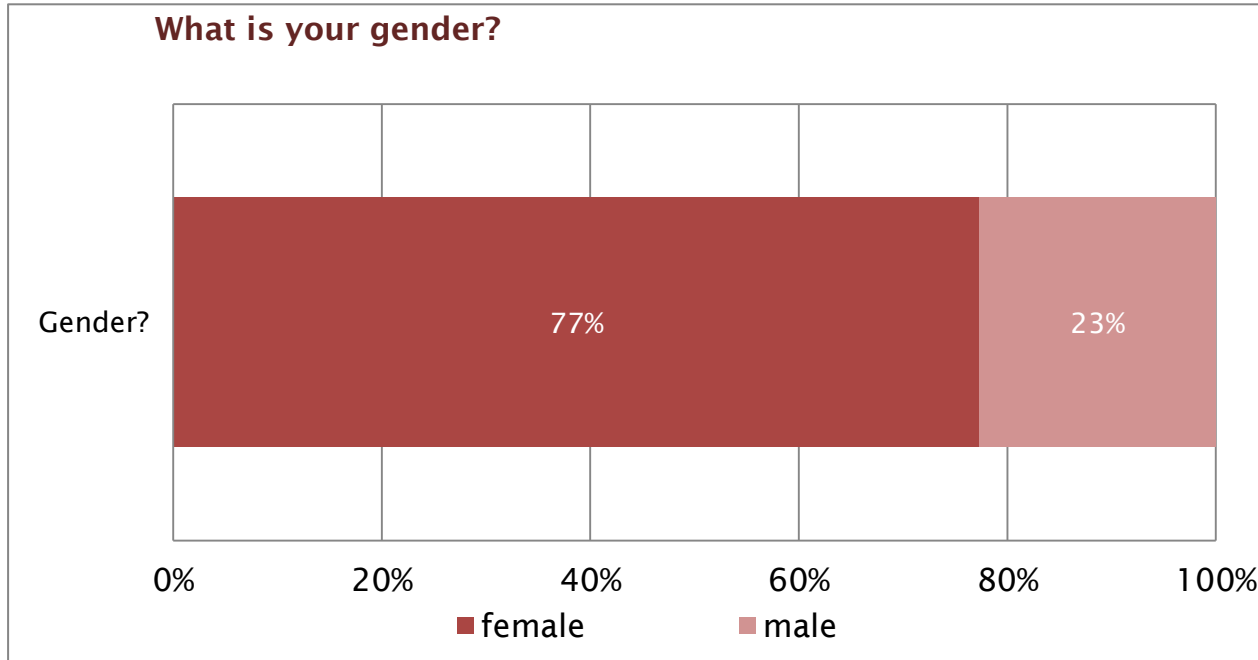
What is your marital status?

Answer Options	single	married	co-habitat	Response Count
Marital status?	41%	52%	7%	100%
<i>answered question</i>				44
<i>skipped question</i>				1



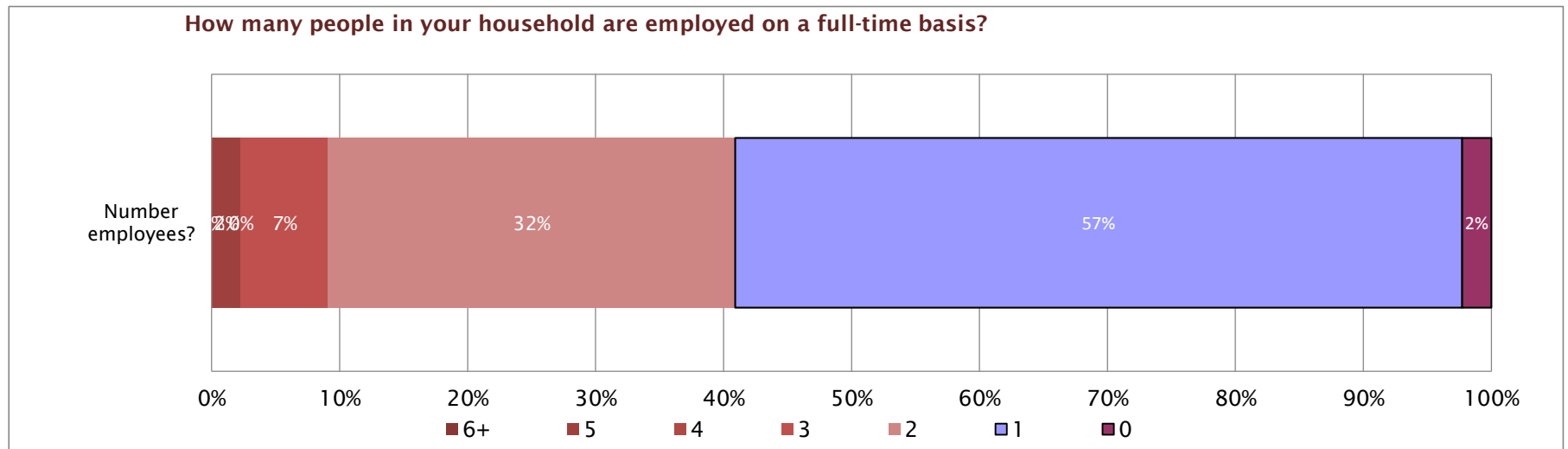
MLK Subarea Plan Employee Survey

What is your gender?			
Answer Options	male	female	Response Count
Gender?	23%	77%	100%
<i>answered question</i>			44
<i>skipped question</i>			1



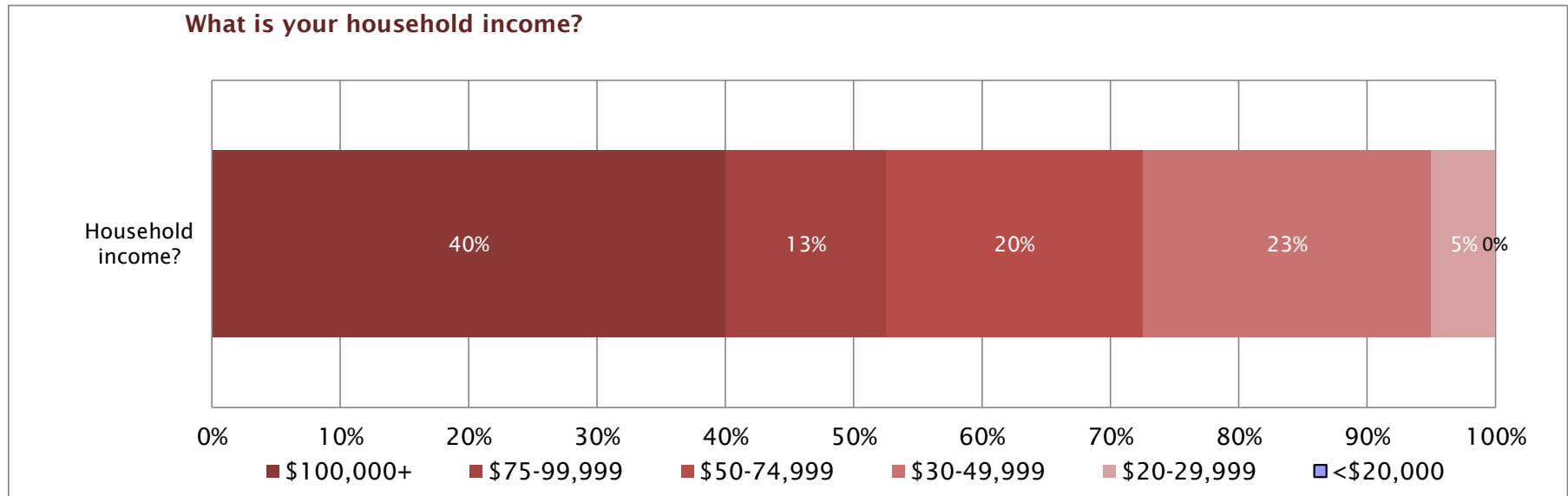
MLK Subarea Plan Employee Survey

How many people in your household are employed on a full-time basis?								Response Count
Answer Options	0	1	2	3	4	5	6+	
Number employees?	2%	57%	32%	7%	0%	2%	0%	100%
<i>answered question</i>								44
<i>skipped question</i>								1



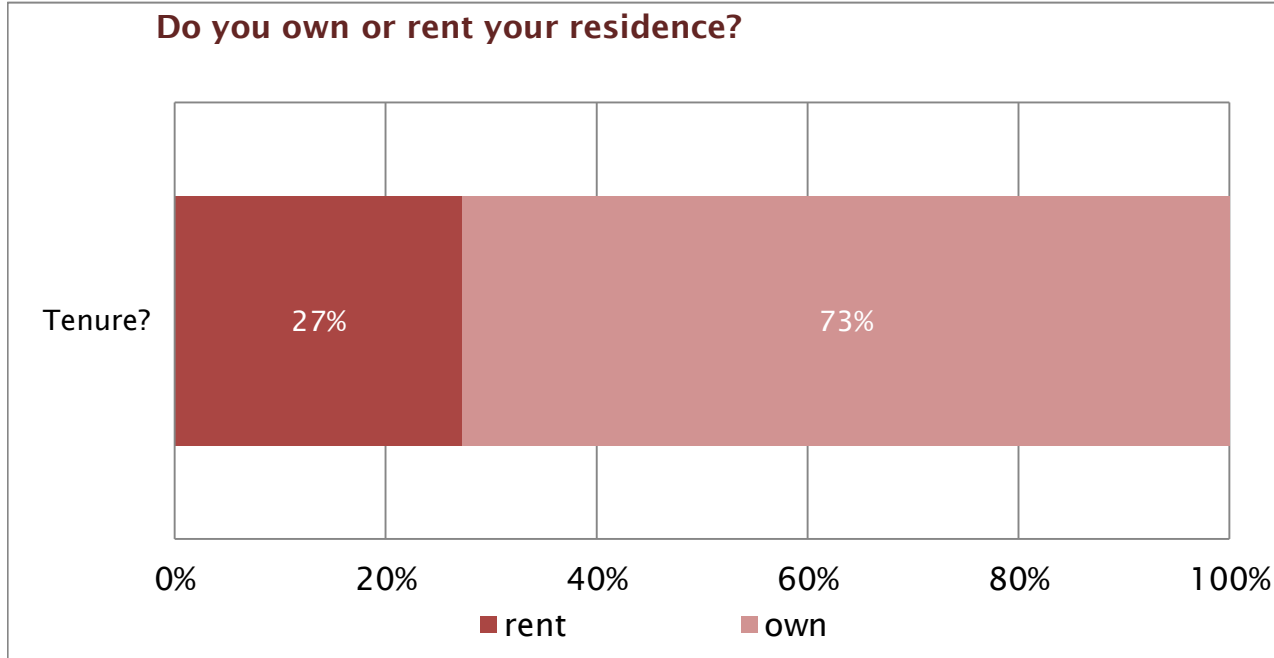
MLK Subarea Plan Employee Survey

What is your household income?							
Answer Options	<\$20,000	\$20-29,999	\$30-49,999	\$50-74,999	\$75-99,999	\$100,000+	Response Count
Household income?	0%	5%	23%	20%	13%	40%	100%
<i>answered question</i>							40
<i>skipped question</i>							5



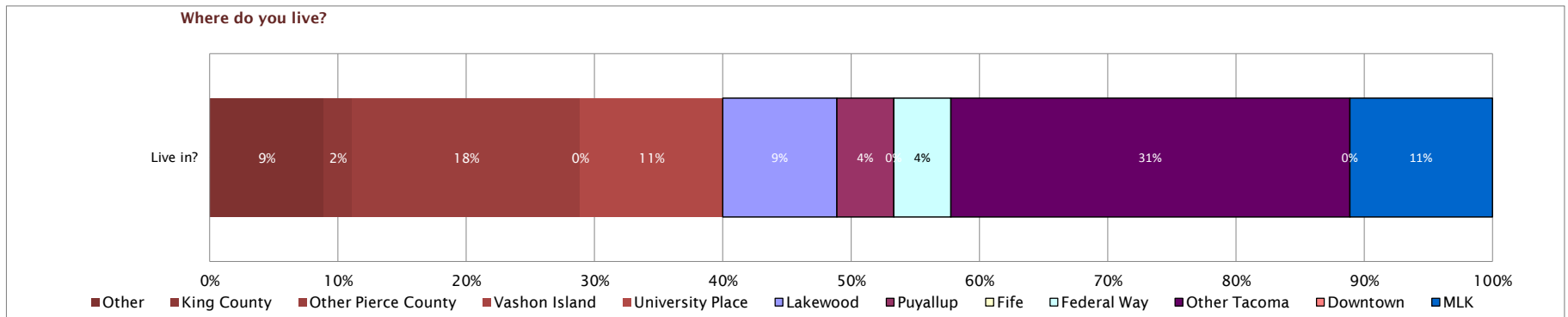
MLK Subarea Plan Employee Survey

Do you own or rent your residence?			
Answer Options	own	rent	Response Count
Tenure?	73%	27%	100%
<i>answered question</i>			44
<i>skipped question</i>			1



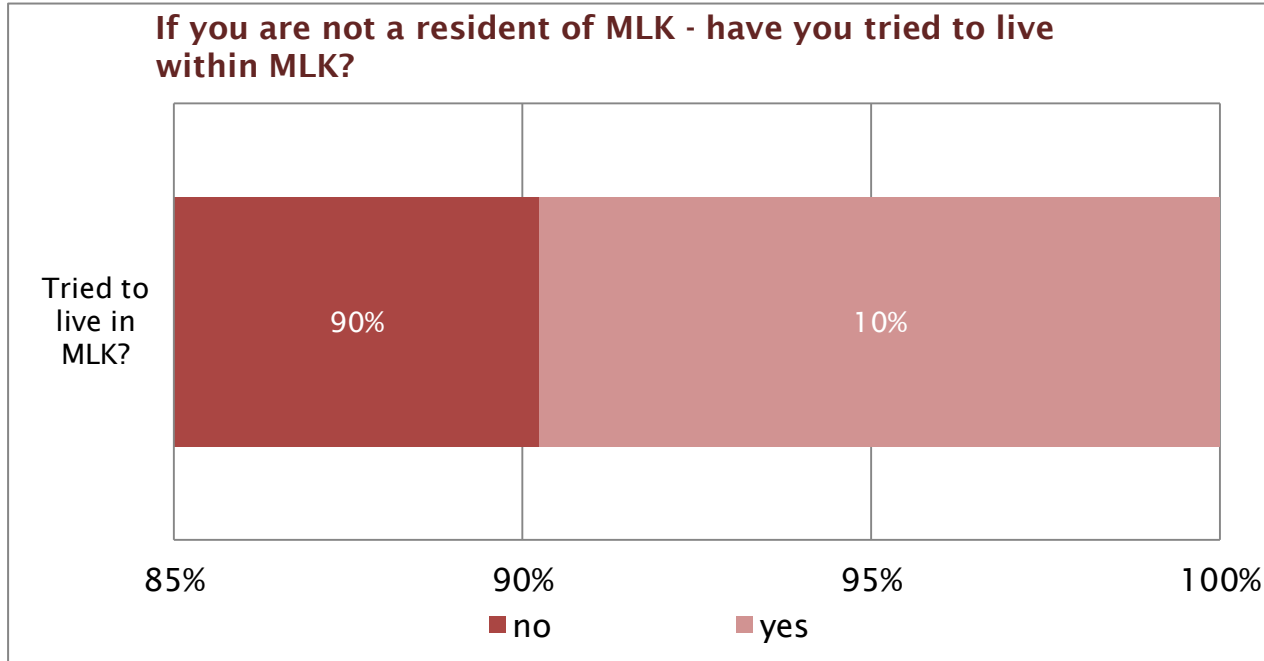
MLK Subarea Plan Employee Survey

Where do you live?													
Answer Options	MLK	Downtown	Other Tacoma	Federal Way	Fife	Puyallup	Lakewood	University Place	Vashon Island	Other Pierce County	King County	Other	Response Count
Live in?	11%	0%	31%	4%	0%	4%	9%	11%	0%	18%	2%	9%	100%
<i>answered question</i>													45
<i>skipped question</i>													0



MLK Subarea Plan Employee Survey

If you are not a resident of MLK - have you tried to live within MLK?			
Answer Options	yes	no	Response Count
Tried to live in MLK?	10%	90%	100%
<i>answered question</i>			41
<i>skipped question</i>			4

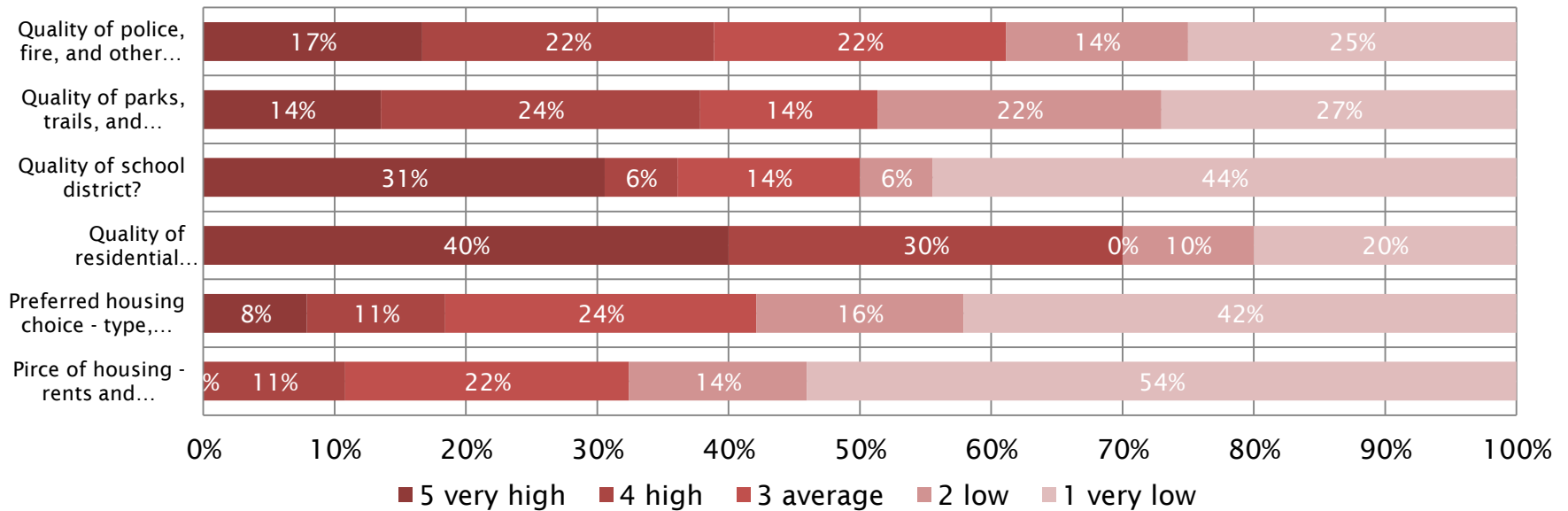


MLK Subarea Plan Employee Survey

How important were the following factors in your decision to NOT LIVE IN MLK?

Answer Options	1 very low	2 low	3 average	4 high	5 very high	Response Count
Pirce of housing - rents and purchase price?	54%	14%	22%	11%	0%	100%
Preferred housing choice - type, design, etc?	42%	16%	24%	11%	8%	100%
Quality of residential neighborhood?	20%	10%	0%	30%	40%	100%
Quality of school district?	44%	6%	14%	6%	31%	100%
Quality of parks, trails, and recreational facilities?	27%	22%	14%	24%	14%	100%
Quality of police, fire, and other services?	25%	14%	22%	22%	17%	100%
<i>answered question</i>						40
<i>skipped question</i>						5

How important were the following factors in your decision to NOT LIVE IN MLK?



MLK Subarea Plan Employee Survey

Do you have any suggestions or recommendations concerning the MLK Subarea/EIS planning process or this survey?

Answer Options	Response Count
	14
<i>answered question</i>	14
<i>skipped question</i>	31

Number	Response Date	Response Text	Categories
1	Mar 29, 2012 11:23 PM	Housing for Professionals	
2	Mar 23, 2012 7:25 PM	more police presence is needed in the area	
3	Mar 23, 2012 1:07 AM	Until attitudes change towards this area and the res	
4	Mar 22, 2012 10:09 PM	If there was a super market very near, I would shop	
5	Mar 22, 2012 5:12 PM	Improve appearance, eg. small parks, flowers, shru	
6	Mar 22, 2012 4:37 PM	Big safety improvements compared to 20 years ago	
7	Mar 22, 2012 3:56 PM	I know the area is getting better, but it is still though	
8	Mar 22, 2012 3:28 PM	I have lived on MLK & 20th area for 2 years now. Tr	
9	Mar 22, 2012 3:05 PM	Need more shops	
10	Mar 22, 2012 2:49 PM	Safety is a big concern. I have been encouraged at	
11	Mar 22, 2012 2:15 PM	Increase Street Lighting	
12	Mar 22, 2012 12:24 AM	I think question number two is very hard to answer I	
13	Mar 7, 2012 6:40 PM	More communication, good, but could be better! Art	
14	Feb 16, 2012 6:17 PM	There is the need to increase the number of street-l	

idents are more racially diverse and tolerant not much will change.
before driving home.

bs. More frequent police patrol.

. Still a lot of teens running around streets after midnight. Not enough grocery, laundry, etc within walking
t of as being a gang related area. People do not want to be there after dark or unless they have to be. It
ere is not enough positive & proactive police presence here. The police building is hardly ever opened

out the "facelift" in many areas around UW Tacoma. Would love to see more parking and improved saf

because you have 2 major hospitals and lots of doctors offices with very little in between. I have no idea
s, arts, arts, food, and more arts.

ight-arrows on some main strees for safer turns, like Tacoma Ave. & 9th and Sprague and 9th.

g distance for residents. Street parking often hard to find. I would ride bus to hospital if didn't spend 1.5 I is the "bad" part of town and it will be very hard to get people to see this area in a different way. or staffed. What is its purpose? Get police in the neighborhoods, fix the poor school scores and help hor fety in the areas around MLK.

what the job market or pay salary would be for this area.

hr with transfer for a 10 min car trip.

neowners to make better decisions.

Survey - Employees

Any suggestions?

Housing for Professionals
more police presence is needed in the area
Until attitudes change towards this area and the residents are more racially diverse and tolerant not much will change.
If there was a super market very near, I would shop before driving home.
Improve appearance, egg. Small parks, flowers, shrubs. More frequent police patrol.
Big safety improvements compared to 20 years ago. Still a lot of teens running around streets after midnight. Not enough grocery, laundry, etc within walking distance for residents. Street parking often hard to find. I would ride bus to hospital if didn't spend 1.5 hr with transfer for a 10 min car trip.
I know the area is getting better, but it is still thought of as being a gang related area. People do not want to be there after dark or unless they have to be. It is the "bad" part of town and it will be very hard to get people to see this area in a different way.
I have lived on MLK & 20th area for 2 years now. There is not enough positive & proactive police presence here. The police building is hardly ever opened or staffed. What is its purpose? Get police in the neighborhoods, fix the poor school scores and help homeowners to make better decisions.
Need more shops
Safety is a big concern. I have been encouraged about the "facelift" in many areas around UW Tacoma. Would love to see more parking and improved safety in the areas around MLK.
Increase Street Lighting
I think question number two is very hard to answer because you have 2 major hospitals and lots of doctor's offices with very little in between. I have no idea what the job market or pay salary would be for this area.
More communication, good, but could be better! Arts, arts, arts, food, and more arts.
There is the need to increase the number of street-light-arrows on some main streets for safer turns, like Tacoma Ave. & 9th and Sprague and 9th.

Lottery drawing?

spencerfrancis9@gmail.com
cherylmcperson@fhshealth.org
t_stang04@yahoo.com
no thanks
allietf@aol.com
elizabethparker@fhshealth.org
rachel1049@gmail.com
conniepyles@hotmail.com
msalado@clatino.org
mscmjarm@aol.com