

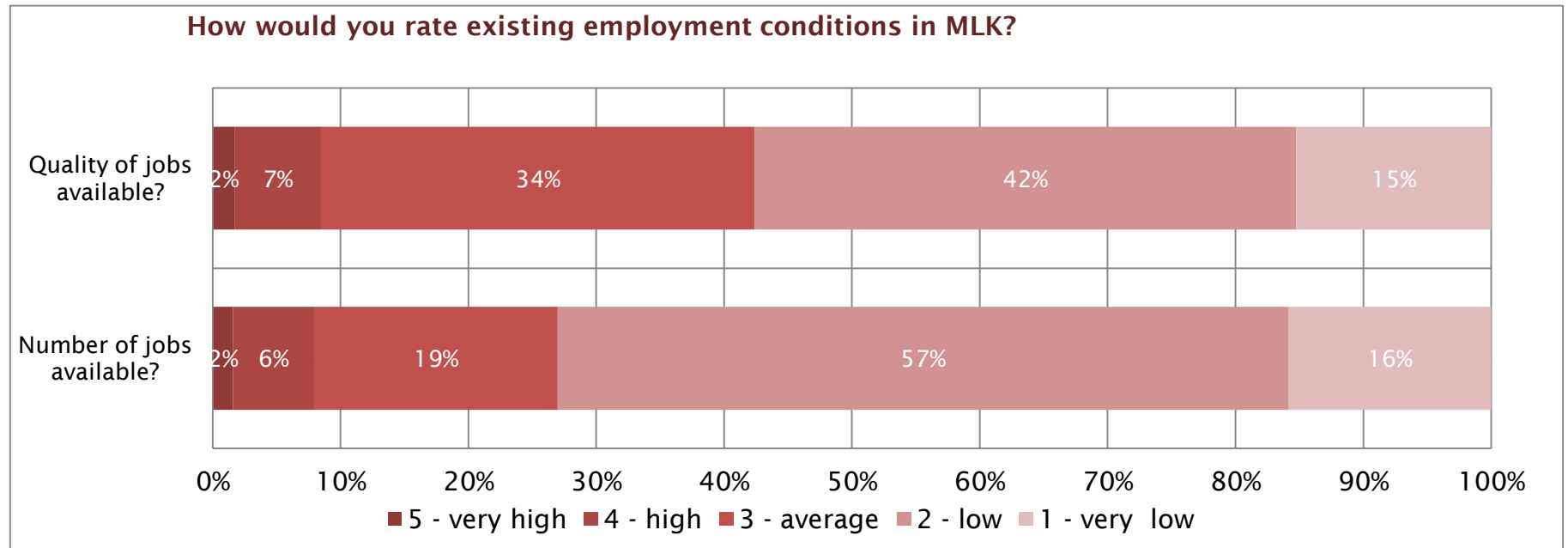
## **MLK SUBAREA PLAN**

### Appendix B: Resident Survey Results



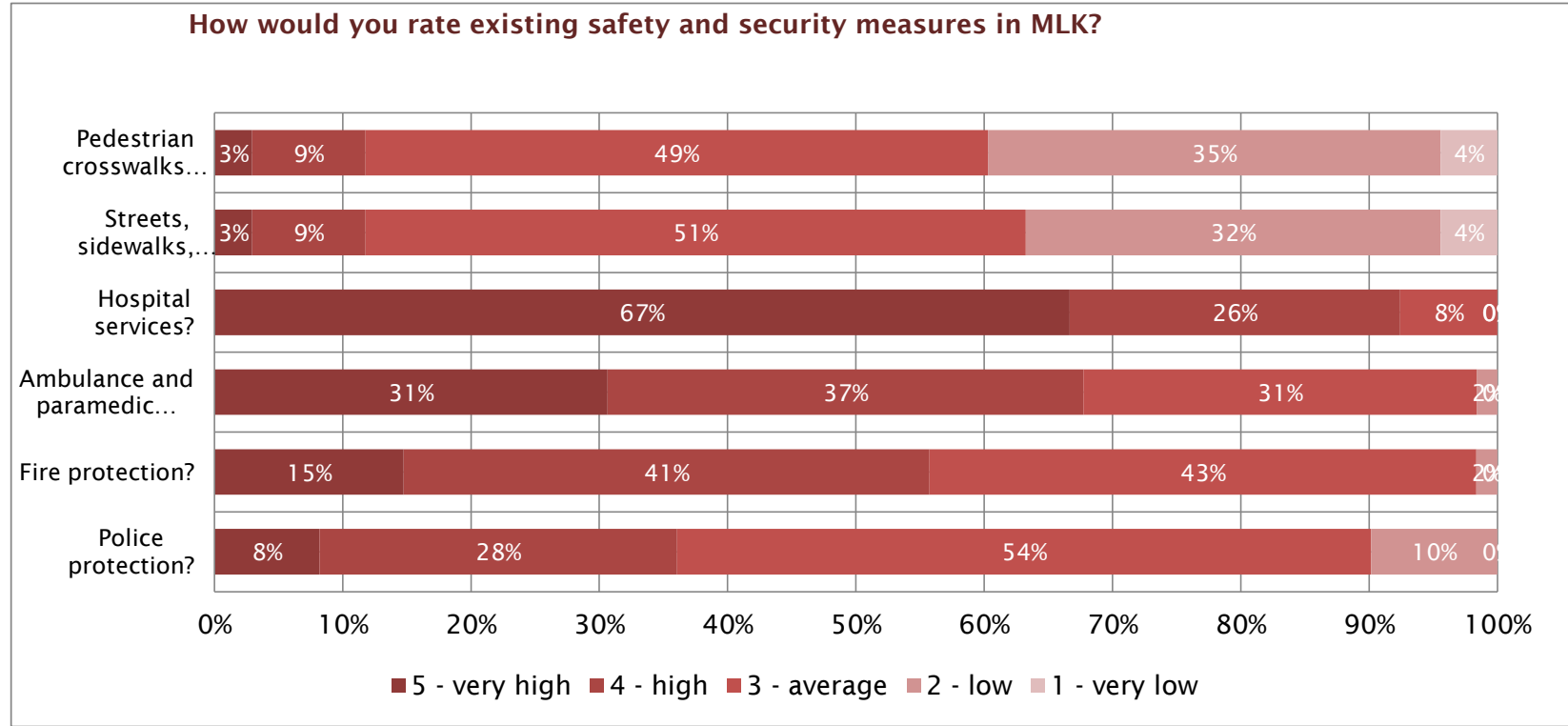
## MLK Subarea Plan Adult Resident

| How would you rate existing employment conditions in MLK? |              |         |             |          |               |                |
|---|--------------|---------|-------------|----------|---------------|----------------|
| Answer Options  | 1 - very low | 2 - low | 3 - average | 4 - high | 5 - very high | Response Count |
| Number of jobs available?                                 | 16%          | 57%     | 19%         | 6%       | 2%            | 100%           |
| Quality of jobs available?                                | 15%          | 42%     | 34%         | 7%       | 2%            | 100%           |
| <i>answered question</i>                                  |              |         |             |          |               | <b>63</b>      |
| <i>skipped question</i>                                   |              |         |             |          |               | <b>6</b>       |



### MLK Subarea Plan Adult Resident

| How would you rate existing safety and security measures in MLK? |              |         |             |          |               |                |
|--|--------------|---------|-------------|----------|---------------|----------------|
| Answer Options   | 1 - very low | 2 - low | 3 - average | 4 - high | 5 - very high | Response Count |
| Police protection?   | 0%           | 10%     | 54%         | 28%      | 8%            | 100%           |
| Fire protection?   | 0%           | 2%      | 43%         | 41%      | 15%           | 100%           |
| Ambulance and paramedic services?                                | 0%           | 2%      | 31%         | 37%      | 31%           | 100%           |
| Hospital services?   | 0%           | 0%      | 8%          | 26%      | 67%           | 100%           |
| Streets, sidewalks, and roadway lighting?                        | 4%           | 32%     | 51%         | 9%       | 3%            | 100%           |
| Pedestrian crosswalks and intersections?                         | 4%           | 35%     | 49%         | 9%       | 3%            | 100%           |
| <i>answered question</i>   |              |         |             |          |               | <b>68</b>      |
| <i>skipped question</i>  |              |         |             |          |               | <b>1</b>       |

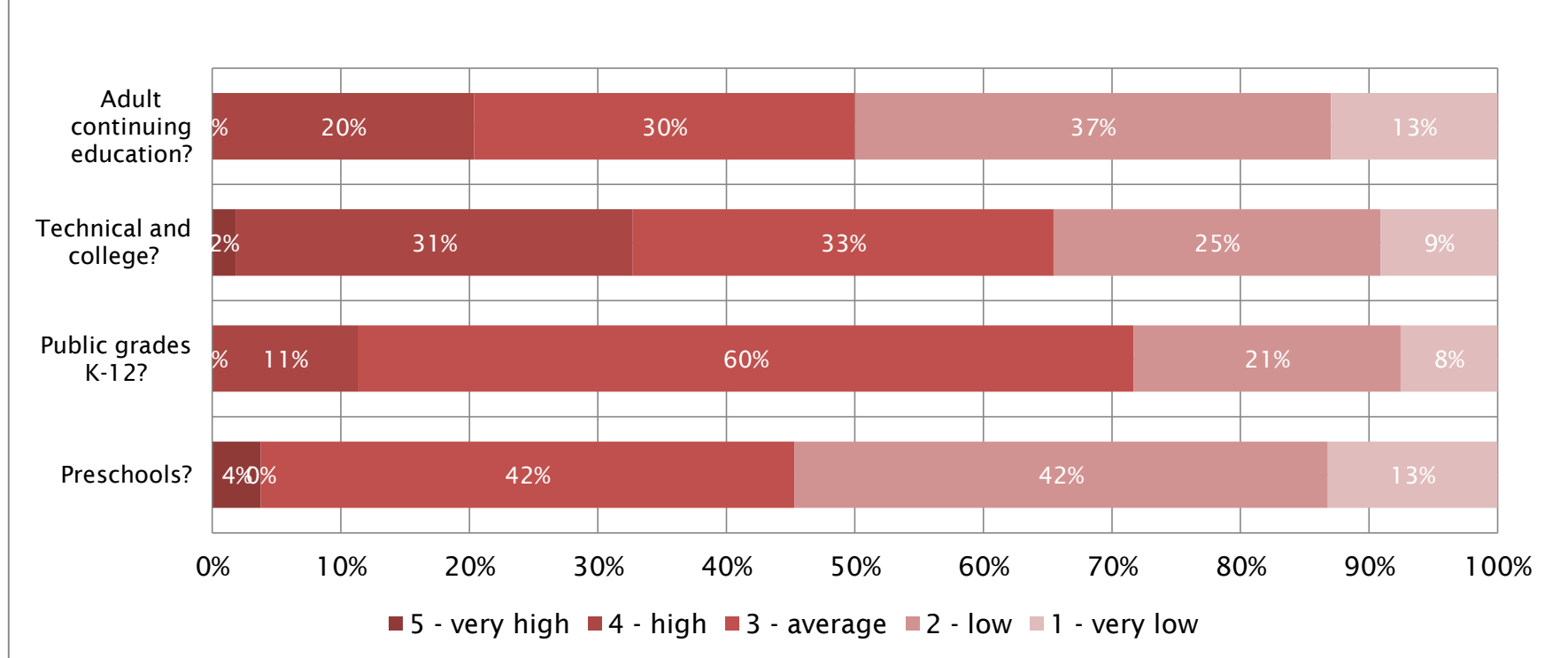


## MLK Subarea Plan Adult Resident

How would you rate existing educational services and opportunities in the MLK area?

| Answer Options              | 1 - very low | 2 - low | 3 - average | 4 - high | 5 - very high | Response Count |
|-----------------------------|--------------|---------|-------------|----------|---------------|----------------|
| Preschools?                 | 13%          | 42%     | 42%         | 0%       | 4%            | 100%           |
| Public grades K-12?         | 8%           | 21%     | 60%         | 11%      | 0%            | 100%           |
| Technical and college?      | 9%           | 25%     | 33%         | 31%      | 2%            | 100%           |
| Adult continuing education? | 13%          | 37%     | 30%         | 20%      | 0%            | 100%           |
| <i>answered question</i>    |              |         |             |          |               | <b>56</b>      |
| <i>skipped question</i>     |              |         |             |          |               | <b>13</b>      |

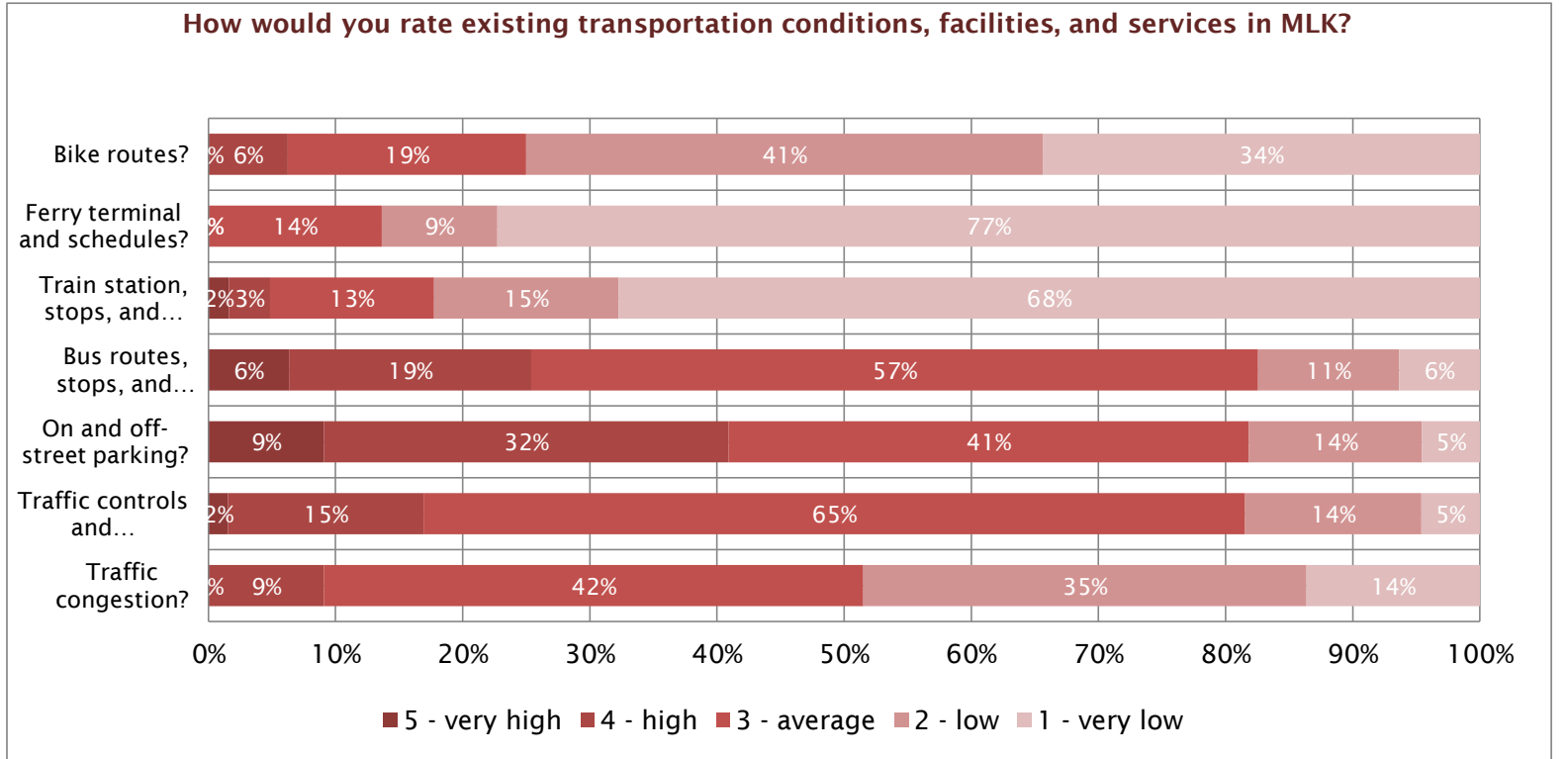
How would you rate existing educational services and opportunities in the MLK area?



**MLK Subarea Plan Adult Resident**

**How would you rate existing transportation conditions, facilities, and services in MLK?**

| Answer Options                       | 1 - very low | 2 - low | 3 - average | 4 - high | 5 - very high | Response Count |
|--------------------------------------|--------------|---------|-------------|----------|---------------|----------------|
| Traffic congestion?                  | 14%          | 35%     | 42%         | 9%       | 0%            | 100%           |
| Traffic controls and management?     | 5%           | 14%     | 65%         | 15%      | 2%            | 100%           |
| On and off-street parking?           | 5%           | 14%     | 41%         | 32%      | 9%            | 100%           |
| Bus routes, stops, and schedules?    | 6%           | 11%     | 57%         | 19%      | 6%            | 100%           |
| Train station, stops, and schedules? | 68%          | 15%     | 13%         | 3%       | 2%            | 100%           |
| Ferry terminal and schedules?        | 77%          | 9%      | 14%         | 0%       | 0%            | 100%           |
| Bike routes?                         | 34%          | 41%     | 19%         | 6%       | 0%            | 100%           |
| <i>answered question</i>             |              |         |             |          |               | <b>68</b>      |
| <i>skipped question</i>              |              |         |             |          |               | <b>1</b>       |

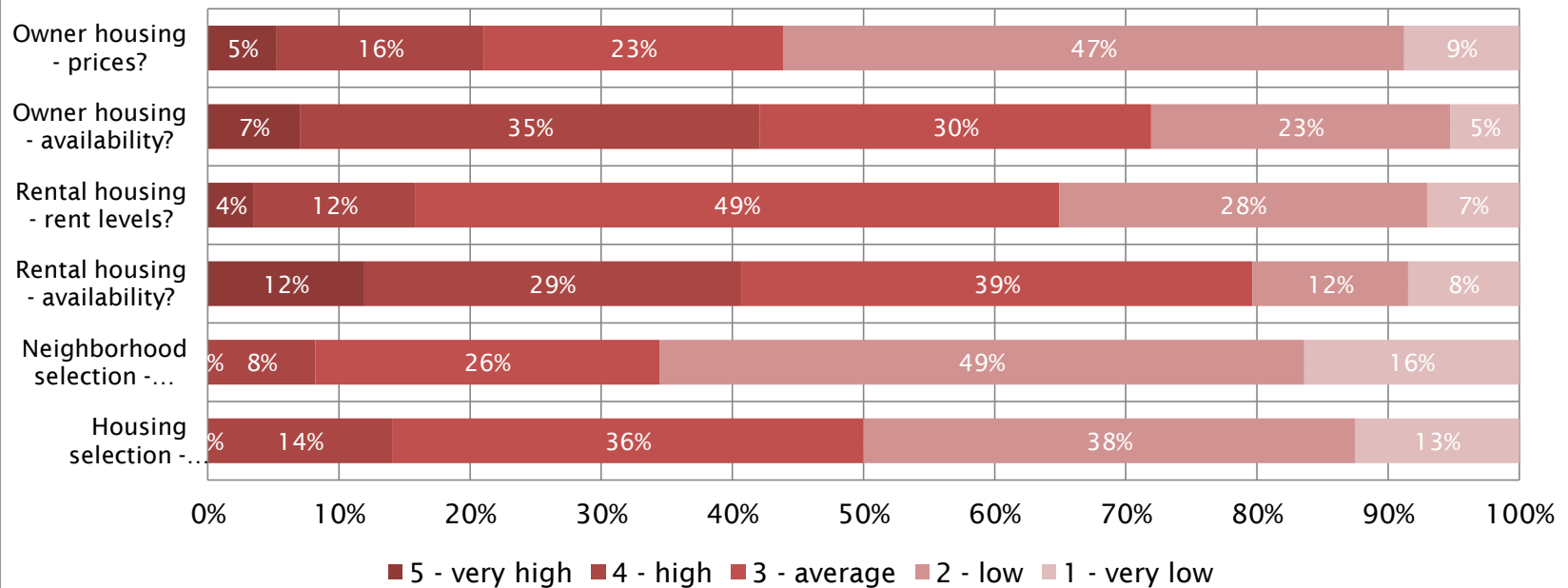


## MLK Subarea Plan Adult Resident

### How would you rate existing housing market options in MLK?

| Answer Options                                 | 1 - very low | 2 - low | 3 - average | 4 - high | 5 - very high | Response Count |
|--|--------------|---------|-------------|----------|---------------|----------------|
| Housing selection - type and design?           | 13%          | 38%     | 36%         | 14%      | 0%            | 100%           |
| Neighborhood selection - quality and location? | 16%          | 49%     | 26%         | 8%       | 0%            | 100%           |
| Rental housing - availability?                 | 8%           | 12%     | 39%         | 29%      | 12%           | 100%           |
| Rental housing - rent levels?                  | 7%           | 28%     | 49%         | 12%      | 4%            | 100%           |
| Owner housing - availability?                  | 5%           | 23%     | 30%         | 35%      | 7%            | 100%           |
| Owner housing - prices?                        | 9%           | 47%     | 23%         | 16%      | 5%            | 100%           |
| <i>answered question</i>                       |              |         |             |          |               | <b>64</b>      |
| <i>skipped question</i>                        |              |         |             |          |               | <b>5</b>       |

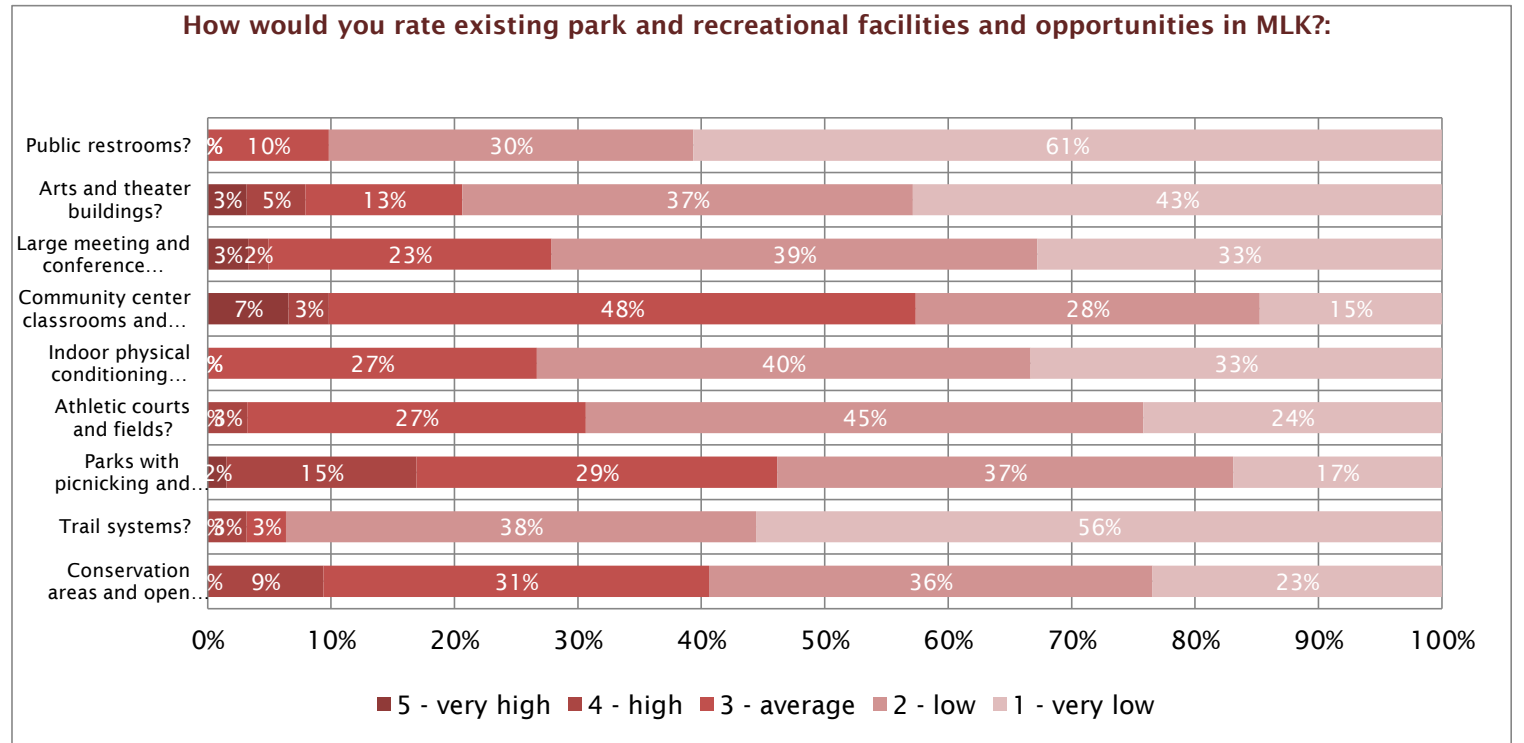
### How would you rate existing housing market options in MLK?



### MLK Subarea Plan Adult Resident

**How would you rate existing park and recreational facilities and opportunities in MLK?:**

| Answer Options                                 | 1 - very low | 2 - low | 3 - average | 4 - high | 5 - very high | Response Count |
|--|--------------|---------|-------------|----------|---------------|----------------|
| Conservation areas and open spaces?            | 23%          | 36%     | 31%         | 9%       | 0%            | 100%           |
| Trail systems?                                 | 56%          | 38%     | 3%          | 3%       | 0%            | 100%           |
| Parks with picnicking and playgrounds?         | 17%          | 37%     | 29%         | 15%      | 2%            | 100%           |
| Athletic courts and fields?                    | 24%          | 45%     | 27%         | 3%       | 0%            | 100%           |
| Indoor physical conditioning and gymnasiums?   | 33%          | 40%     | 27%         | 0%       | 0%            | 100%           |
| Community center classrooms and meeting rooms? | 15%          | 28%     | 48%         | 3%       | 7%            | 100%           |
| Large meeting and conference facilities?       | 33%          | 39%     | 23%         | 2%       | 3%            | 100%           |
| Arts and theater buildings?                    | 43%          | 37%     | 13%         | 5%       | 3%            | 100%           |
| Public restrooms?                              | 61%          | 30%     | 10%         | 0%       | 0%            | 100%           |
| <i>answered question</i>                       |              |         |             |          |               | <b>66</b>      |
| <i>skipped question</i>                        |              |         |             |          |               | <b>3</b>       |



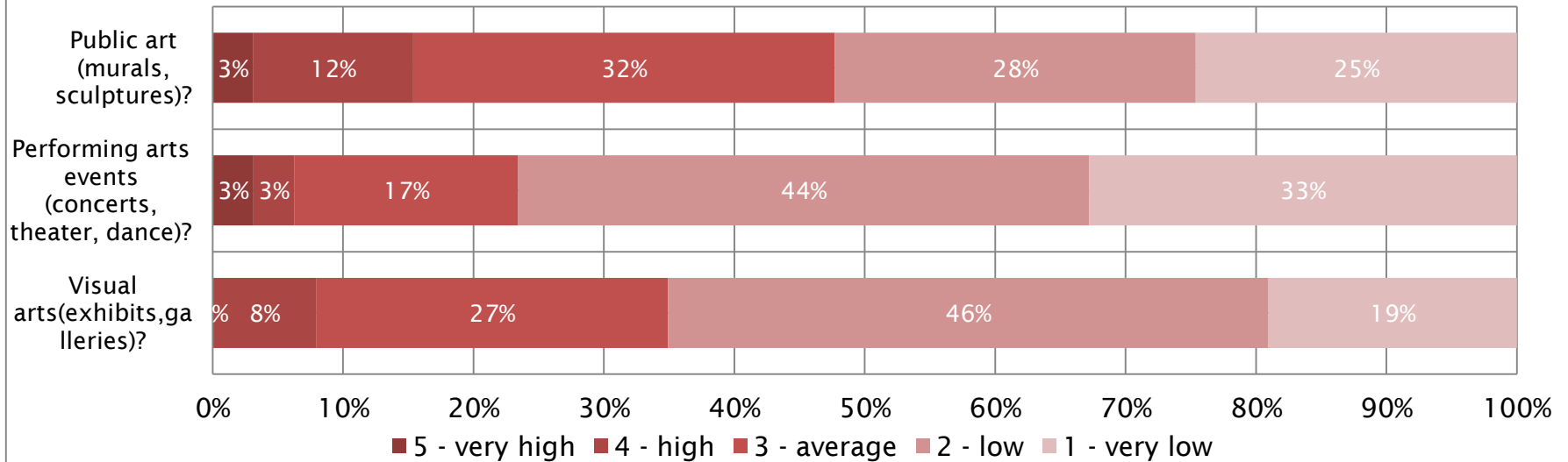


## MLK Subarea Plan Adult Resident

How would you rate existing arts and cultural programs in MLK?

| Answer Options                                     | 1 - very low | 2 - low | 3 - average | 4 - high | 5 - very high | Response Count |
|--|--------------|---------|-------------|----------|---------------|----------------|
| Visual arts(exhibits,galleries)?                   | 19%          | 46%     | 27%         | 8%       | 0%            | 100%           |
| Performing arts events (concerts, theater, dance)? | 33%          | 44%     | 17%         | 3%       | 3%            | 100%           |
| Public art (murals, sculptures)?                   | 25%          | 28%     | 32%         | 12%      | 3%            | 100%           |
| <i>answered question</i>                           |              |         |             |          |               | <b>65</b>      |
| <i>skipped question</i>                            |              |         |             |          |               | <b>4</b>       |

How would you rate existing arts and cultural programs in MLK?

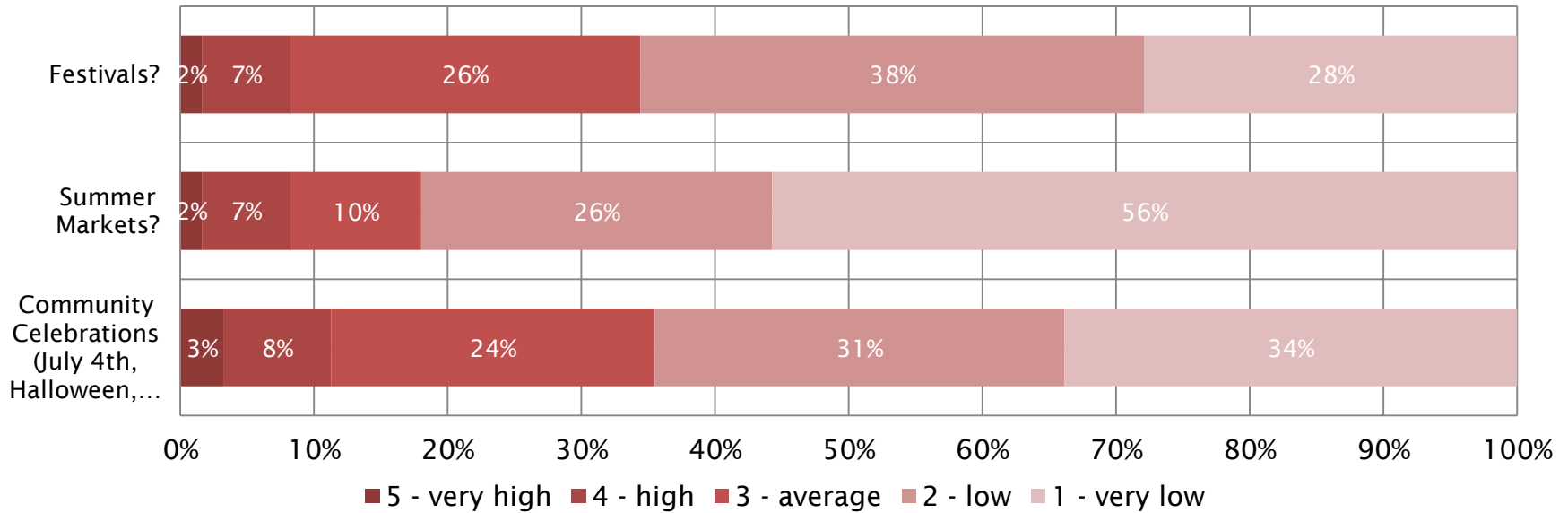


## MLK Subarea Plan Adult Resident

How would you rate other existing special events in MLK?

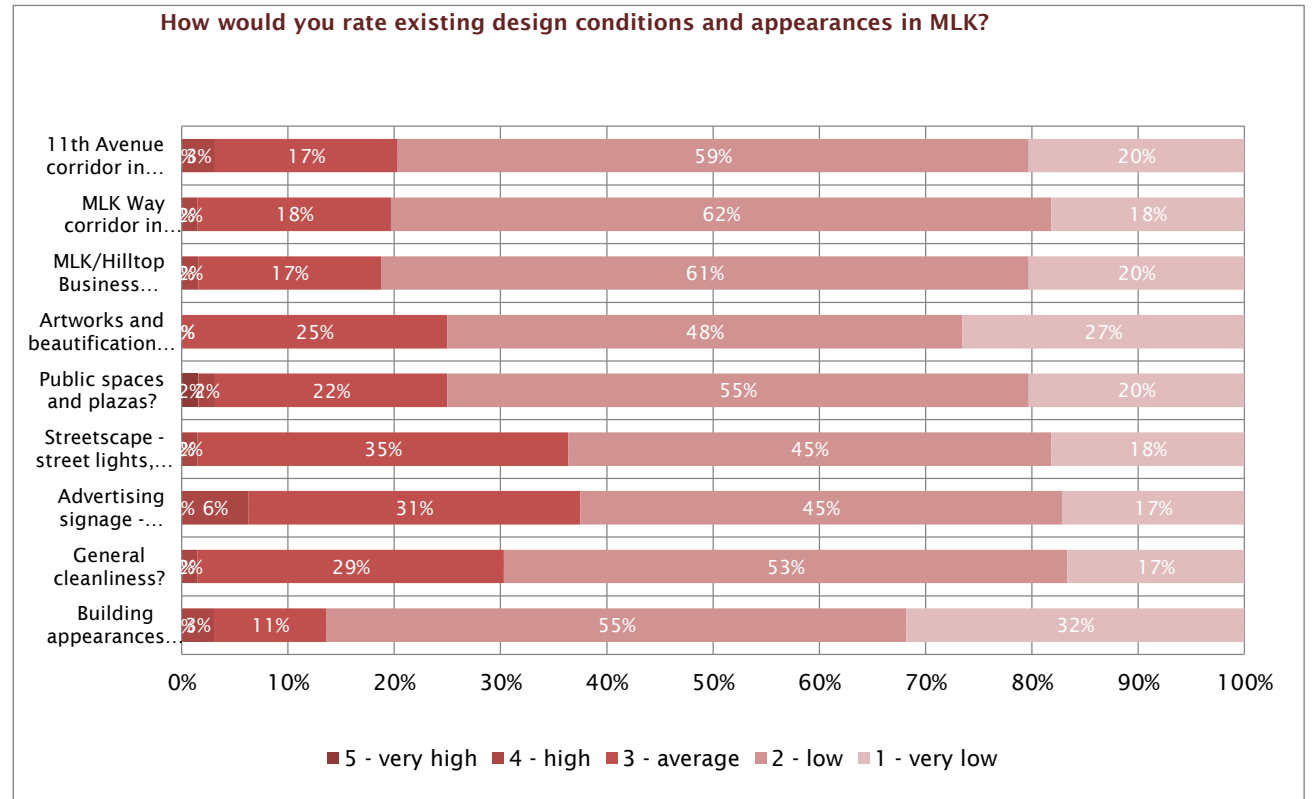
| Answer Options                                    | 1 - very low | 2 - low | 3 - average | 4 - high | 5 - very high | Response Count |
|---|--------------|---------|-------------|----------|---------------|----------------|
| Community Celebrations (July 4th, Halloween, Xmas | 34%          | 31%     | 24%         | 8%       | 3%            | 100%           |
| Summer Markets?                                   | 56%          | 26%     | 10%         | 7%       | 2%            | 100%           |
| Festivals?  | 28%          | 38%     | 26%         | 7%       | 2%            | 100%           |
| <i>answered question</i>                          |              |         |             |          |               | <b>63</b>      |
| <i>skipped question</i>                           |              |         |             |          |               | <b>6</b>       |

How would you rate other existing special events in MLK?



**MLK Subarea Plan Adult Resident**

| How would you rate existing design conditions and appearances in MLK? |              |         |             |          |               |                |
|---|--------------|---------|-------------|----------|---------------|----------------|
| Answer Options  | 1 - very low | 2 - low | 3 - average | 4 - high | 5 - very high | Response Count |
| Building appearances in general?                                      | 32%          | 55%     | 11%         | 3%       | 0%            | 100%           |
| General cleanliness?  | 17%          | 53%     | 29%         | 2%       | 0%            | 100%           |
| Advertising signage - location and number?                            | 17%          | 45%     | 31%         | 6%       | 0%            | 100%           |
| Streetscape - street lights, trees, landscaping?                      | 18%          | 45%     | 35%         | 2%       | 0%            | 100%           |
| Public spaces and plazas?   | 20%          | 55%     | 22%         | 2%       | 2%            | 100%           |
| Artworks and beautification (flower baskets)?                         | 27%          | 48%     | 25%         | 0%       | 0%            | 100%           |
| MLK/Hilltop Business District in general?                             | 20%          | 61%     | 17%         | 2%       | 0%            | 100%           |
| MLK Way corridor in general?  | 18%          | 62%     | 18%         | 2%       | 0%            | 100%           |
| 11th Avenue corridor in general?                                      | 20%          | 59%     | 17%         | 3%       | 0%            | 100%           |
| <i>answered question</i>  |              |         |             |          |               | <b>66</b>      |
| <i>skipped question</i>   |              |         |             |          |               | <b>3</b>       |

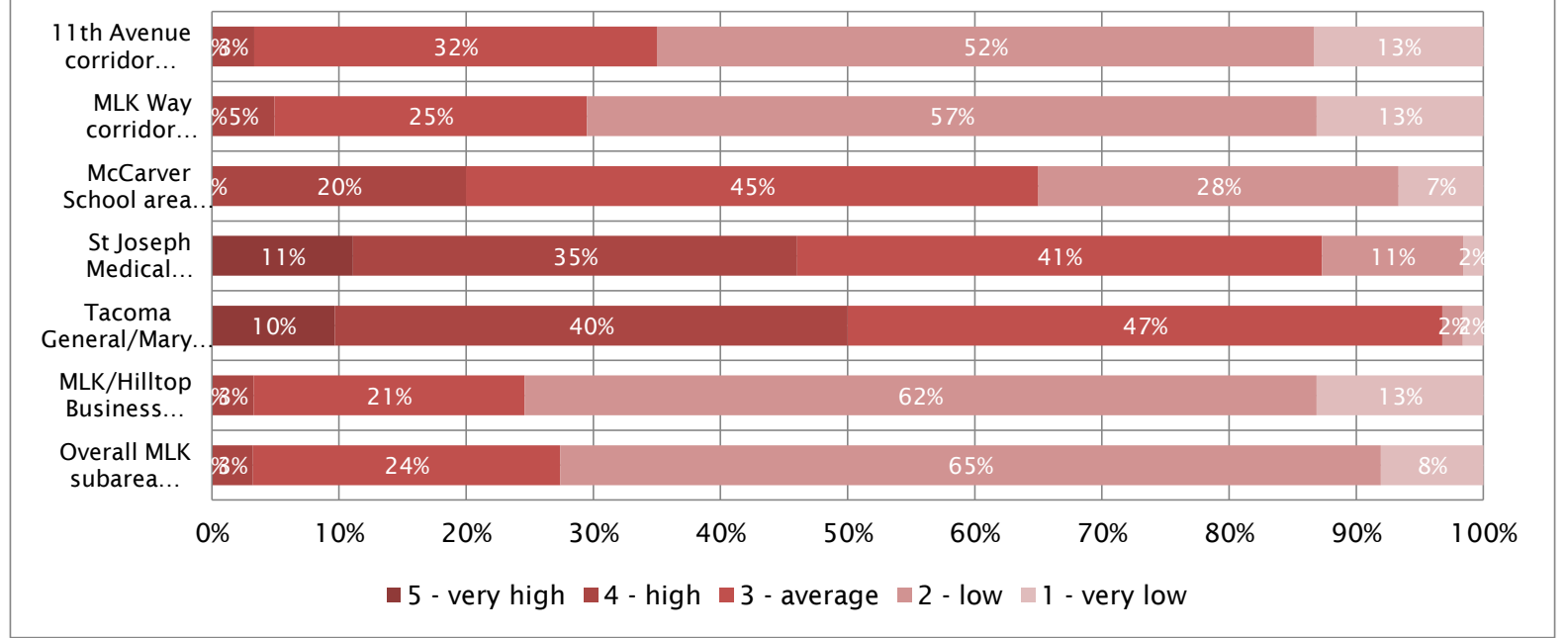


## MLK Subarea Plan Adult Resident

How would you rate the level of existing development in MLK?

| Answer Options  | 1 - very low | 2 - low | 3 - average | 4 - high | 5 - very high | Response Count |
|---|--------------|---------|-------------|----------|---------------|----------------|
| Overall MLK subarea development?                      | 8%           | 65%     | 24%         | 3%       | 0%            | 100%           |
| MLK/Hilltop Business District development?            | 13%          | 62%     | 21%         | 3%       | 0%            | 100%           |
| Tacoma General/Mary Bridge Children's Hospitals area? | 2%           | 2%      | 47%         | 40%      | 10%           | 100%           |
| St Joseph Medical Center area development?            | 2%           | 11%     | 41%         | 35%      | 11%           | 100%           |
| McCarver School area development?                     | 7%           | 28%     | 45%         | 20%      | 0%            | 100%           |
| MLK Way corridor development?                         | 13%          | 57%     | 25%         | 5%       | 0%            | 100%           |
| 11th Avenue corridor development?                     | 13%          | 52%     | 32%         | 3%       | 0%            | 100%           |
| <i>answered question</i>                              |              |         |             |          |               | <b>64</b>      |
| <i>skipped question</i>                               |              |         |             |          |               | <b>5</b>       |

How would you rate the level of existing development in MLK?

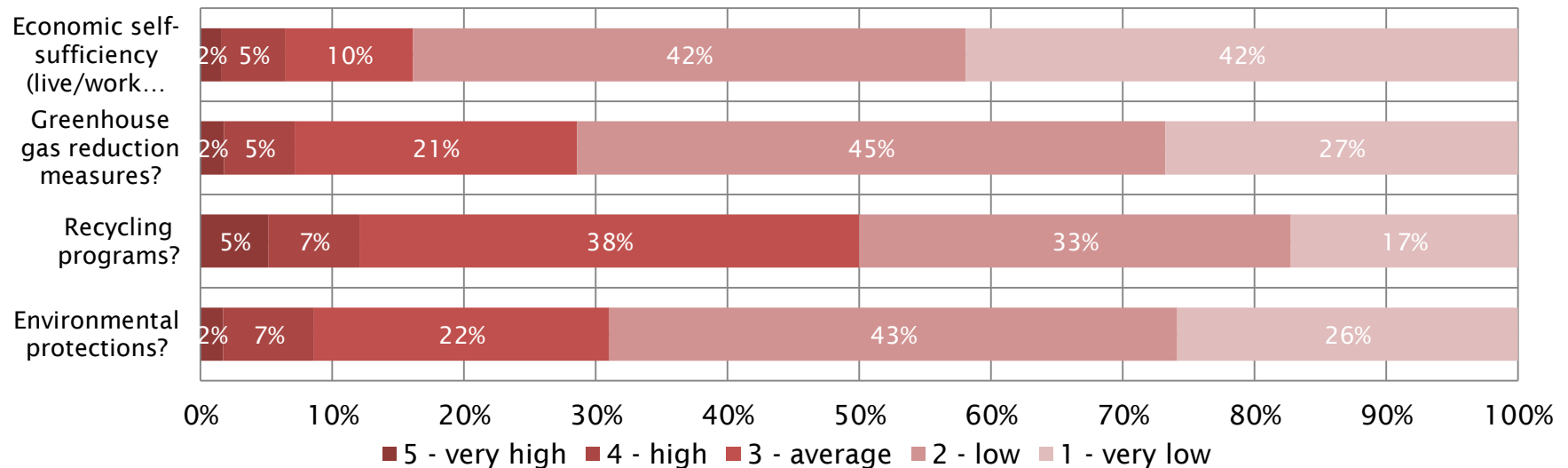


## MLK Subarea Plan Adult Resident

How would you rate existing sustainability conditions in MLK?

| Answer Options                                    | 1 - very low | 2 - low | 3 - average | 4 - high | 5 - very high | Response Count |
|---|--------------|---------|-------------|----------|---------------|----------------|
| Environmental protections?                        | 26%          | 43%     | 22%         | 7%       | 2%            | 100%           |
| Recycling programs?                               | 17%          | 33%     | 38%         | 7%       | 5%            | 100%           |
| Greenhouse gas reduction measures?                | 27%          | 45%     | 21%         | 5%       | 2%            | 100%           |
| Economic self-sufficiency (live/work within MLK)? | 42%          | 42%     | 10%         | 5%       | 2%            | 100%           |
| <i>answered question</i>                          |              |         |             |          |               | <b>64</b>      |
| <i>skipped question</i>                           |              |         |             |          |               | <b>5</b>       |

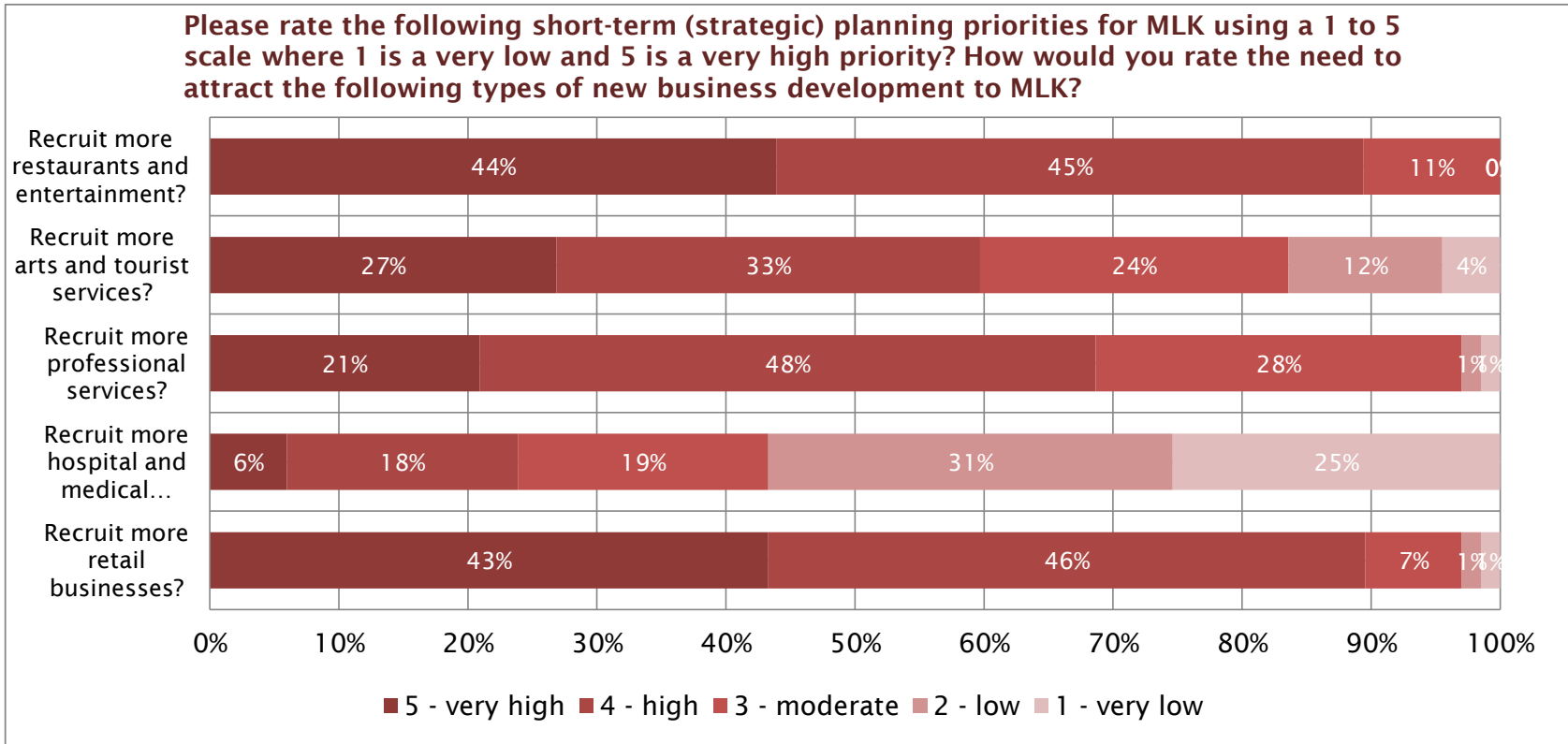
How would you rate existing sustainability conditions in MLK?



### MLK Subarea Plan Adult Resident

Please rate the following short-term (strategic) planning priorities for MLK using a 1 to 5 scale where 1 is a very low and 5 is a very high priority? How would you rate the need to attract the following types of new business development to MLK?

| Answer Options                              | 1 - very low | 2 - low | 3 - moderate | 4 - high | 5 - very high | Response Count |
|---|--------------|---------|--------------|----------|---------------|----------------|
| Recruit more retail businesses?             | 1%           | 1%      | 7%           | 46%      | 43%           | 100%           |
| Recruit more hospital and medical services? | 25%          | 31%     | 19%          | 18%      | 6%            | 100%           |
| Recruit more professional services?         | 1%           | 1%      | 28%          | 48%      | 21%           | 100%           |
| Recruit more arts and tourist services?     | 4%           | 12%     | 24%          | 33%      | 27%           | 100%           |
| Recruit more restaurants and entertainment? | 0%           | 0%      | 11%          | 45%      | 44%           | 100%           |
| <i>answered question</i>                    |              |         |              |          |               | <b>67</b>      |
| <i>skipped question</i>                     |              |         |              |          |               | <b>2</b>       |

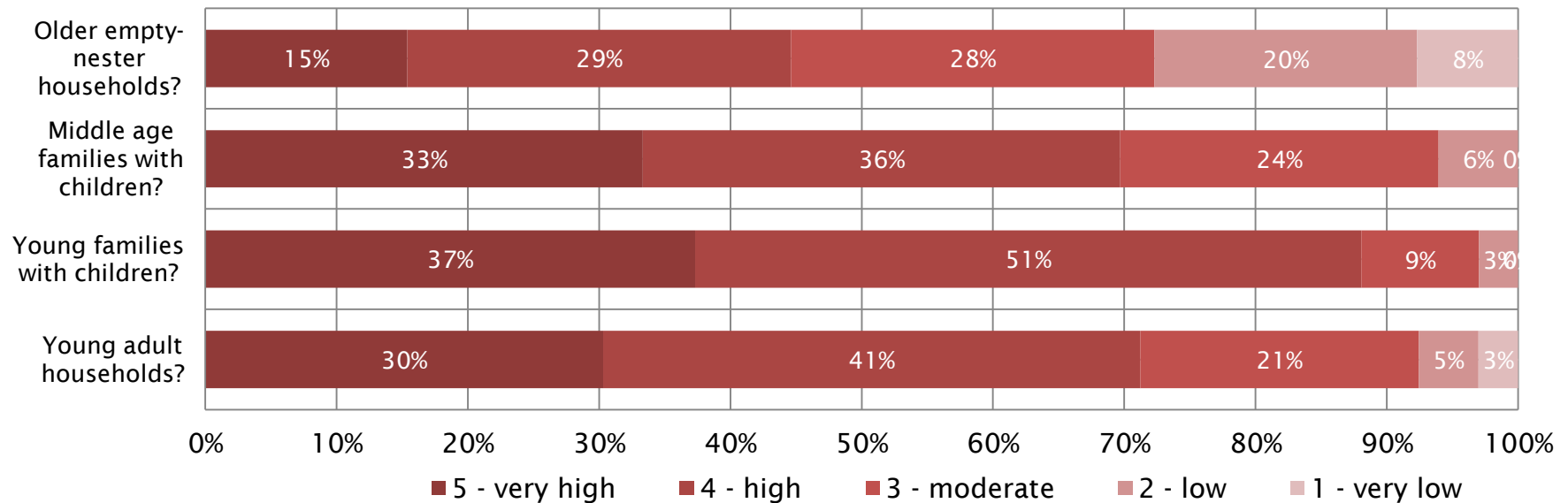


## MLK Subarea Plan Adult Resident

How important is it to attract the following types of households to live in MLK?

| Answer Options                     | 1 - very low | 2 - low | 3 - moderate | 4 - high | 5 - very high | Response Count |
|------------------------------------|--------------|---------|--------------|----------|---------------|----------------|
| Young adult households?            | 3%           | 5%      | 21%          | 41%      | 30%           | 100%           |
| Young families with children?      | 0%           | 3%      | 9%           | 51%      | 37%           | 100%           |
| Middle age families with children? | 0%           | 6%      | 24%          | 36%      | 33%           | 100%           |
| Older empty-nester households?     | 8%           | 20%     | 28%          | 29%      | 15%           | 100%           |
| <i>answered question</i>           |              |         |              |          |               | <b>67</b>      |
| <i>skipped question</i>            |              |         |              |          |               | <b>2</b>       |

How important is it to attract the following types of households to live in MLK?

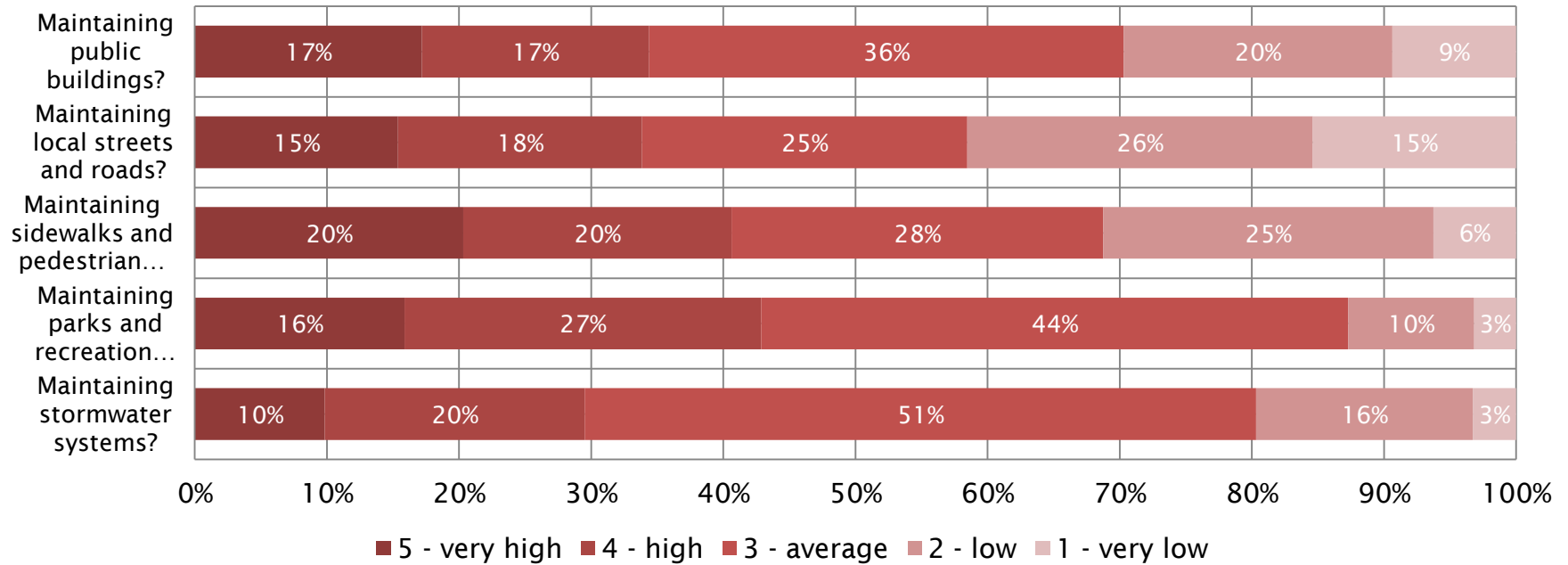


## MLK Subarea Plan Adult Resident

How would you rate the following maintenance conditions overall in MLK?

| Answer Options                               | 1 - very low | 2 - low | 3 - average | 4 - high | 5 - very high | Response Count |
|--|--------------|---------|-------------|----------|---------------|----------------|
| Maintaining stormwater systems?              | 3%           | 16%     | 51%         | 20%      | 10%           | 100%           |
| Maintaining parks and recreation facilities? | 3%           | 10%     | 44%         | 27%      | 16%           | 100%           |
| Maintaining sidewalks and pedestrian areas?  | 6%           | 25%     | 28%         | 20%      | 20%           | 100%           |
| Maintaining local streets and roads?         | 15%          | 26%     | 25%         | 18%      | 15%           | 100%           |
| Maintaining public buildings?                | 9%           | 20%     | 36%         | 17%      | 17%           | 100%           |
| <i>answered question</i>                     |              |         |             |          |               | <b>66</b>      |
| <i>skipped question</i>                      |              |         |             |          |               | <b>3</b>       |

How would you rate the following maintenance conditions overall in MLK?



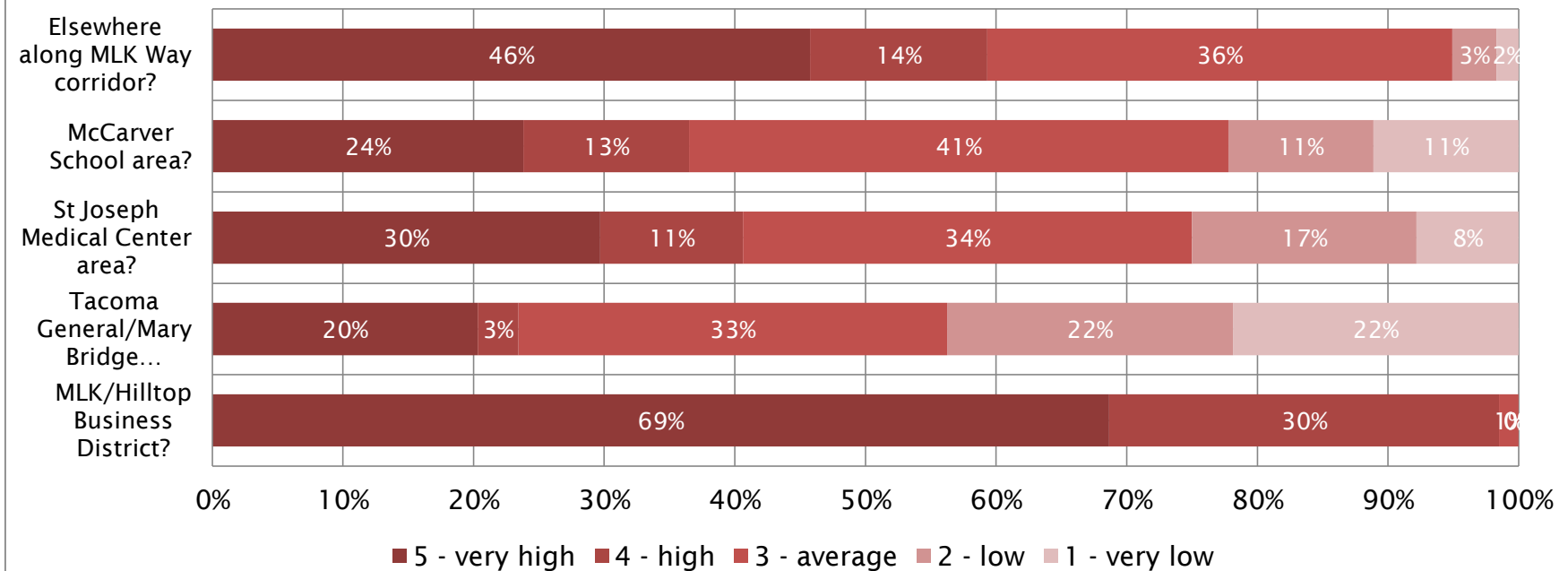


## MLK Subarea Plan Adult Resident

Where would you like to see additional shopping, entertainment, and service opportunities created in MLK?

| Answer Options                                       | 1 - very low | 2 - low | 3 - average | 4 - high | 5 - very high | Response Count |
|--|--------------|---------|-------------|----------|---------------|----------------|
| MLK/Hilltop Business District?                       | 0%           | 0%      | 1%          | 30%      | 69%           | 100%           |
| Tacoma General/Mary Bridge Children's Hospital area? | 22%          | 22%     | 33%         | 3%       | 20%           | 100%           |
| St Joseph Medical Center area?                       | 8%           | 17%     | 34%         | 11%      | 30%           | 100%           |
| McCarver School area?                                | 11%          | 11%     | 41%         | 13%      | 24%           | 100%           |
| Elsewhere along MLK Way corridor?                    | 2%           | 3%      | 36%         | 14%      | 46%           | 100%           |
| <i>answered question</i>                             |              |         |             |          |               | <b>67</b>      |
| <i>skipped question</i>                              |              |         |             |          |               | <b>2</b>       |

Where would you like to see additional shopping, entertainment, and service opportunities created in MLK?

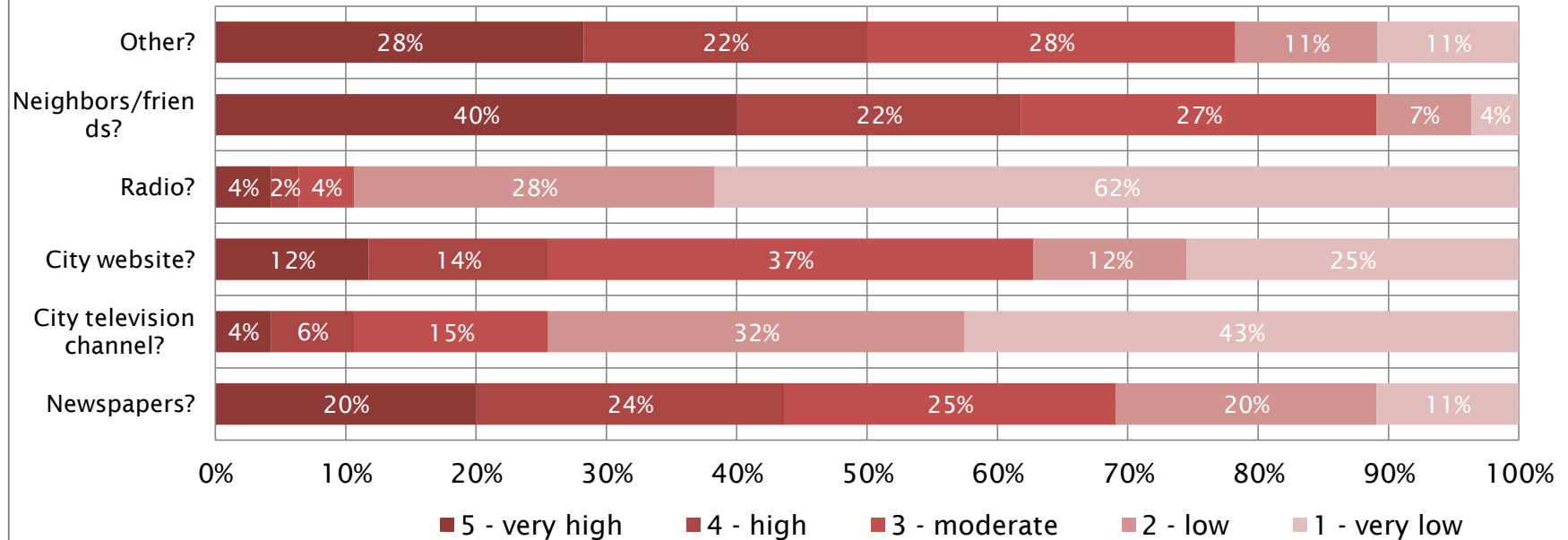


## MLK Subarea Plan Adult Resident

To what extent do the following sources provide you obtain information about MLK?

| Answer Options           | 1 - very low | 2 - low | 3 - moderate | 4 - high | 5 - very high | Response Count |
|--------------------------|--------------|---------|--------------|----------|---------------|----------------|
| Newspapers?              | 11%          | 20%     | 25%          | 24%      | 20%           | 100%           |
| City television channel? | 43%          | 32%     | 15%          | 6%       | 4%            | 100%           |
| City website?            | 25%          | 12%     | 37%          | 14%      | 12%           | 100%           |
| Radio?                   | 62%          | 28%     | 4%           | 2%       | 4%            | 100%           |
| Neighbors/friends?       | 4%           | 7%      | 27%          | 22%      | 40%           | 100%           |
| Other?                   | 11%          | 11%     | 28%          | 22%      | 28%           | 100%           |
| <i>answered question</i> |              |         |              |          |               | <b>64</b>      |
| <i>skipped question</i>  |              |         |              |          |               | <b>5</b>       |

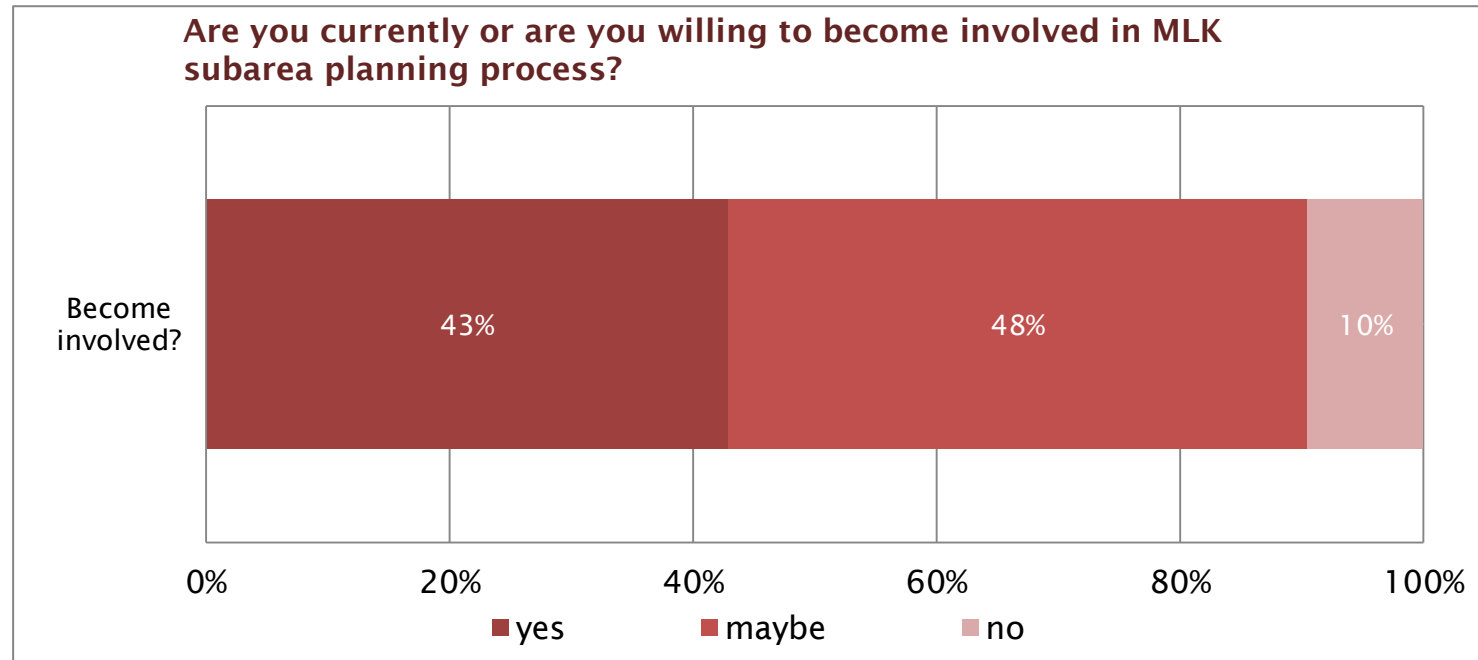
To what extent do the following sources provide you obtain information about MLK?



## MLK Subarea Plan Adult Resident

Are you currently or are you willing to become involved in MLK subarea planning process?

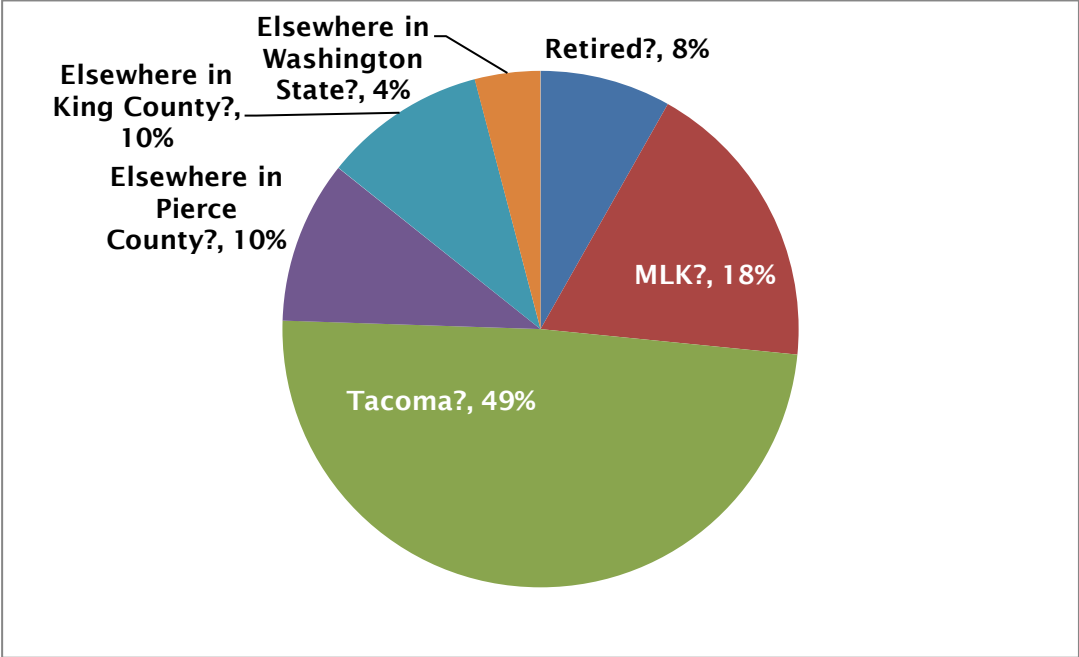
| Answer Options           | no  | maybe | yes | Response Count |
|--------------------------|-----|-------|-----|----------------|
| Become involved?         | 10% | 48%   | 43% | 100%           |
| <i>answered question</i> |     |       |     | <b>63</b>      |
| <i>skipped question</i>  |     |       |     | <b>6</b>       |



### MLK Subarea Plan Adult Resident

Please provide the following characteristics so that we may compare your opinions with others in the survey sample. Where do you work?

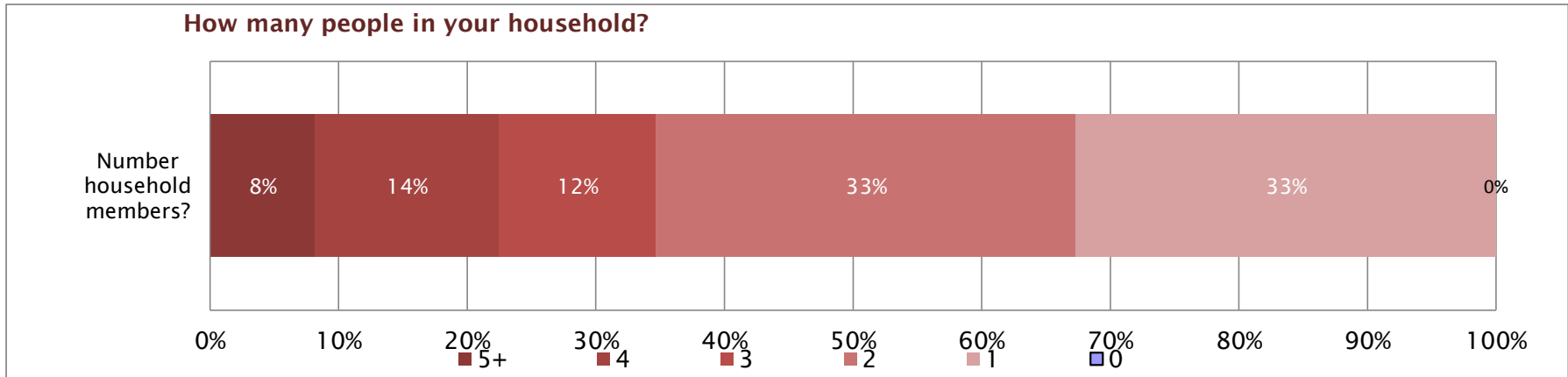
| Answer Options                 | Response Percent |           |
|--------------------------------|------------------|-----------|
| Retired?                       | 8%               |           |
| MLK?                           | 18%              |           |
| Tacoma?                        | 49%              |           |
| Elsewhere in Pierce County?    | 10%              |           |
| Elsewhere in King County?      | 10%              |           |
| Elsewhere in Washington State? | 4%               |           |
| <i>answered question</i>       |                  | <b>49</b> |
| <i>skipped question</i>        |                  | <b>20</b> |



## MLK Subarea Plan Adult Resident

How many people in your household?

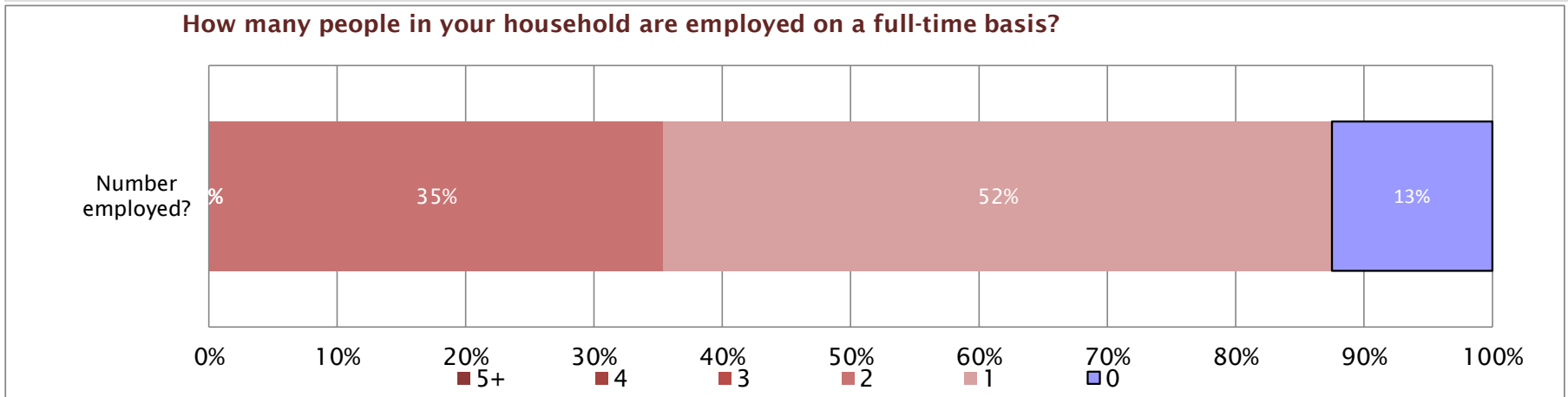
| Answer Options            | 0  | 1   | 2   | 3   | 4   | 5+ | Response Count |
|---------------------------|----|-----|-----|-----|-----|----|----------------|
| Number household members? | 0% | 33% | 33% | 12% | 14% | 8% | 100%           |
| <i>answered question</i>  |    |     |     |     |     |    | 49             |
| <i>skipped question</i>   |    |     |     |     |     |    | 20             |



## MLK Subarea Plan Adult Resident

How many people in your household are employed on a full-time basis?

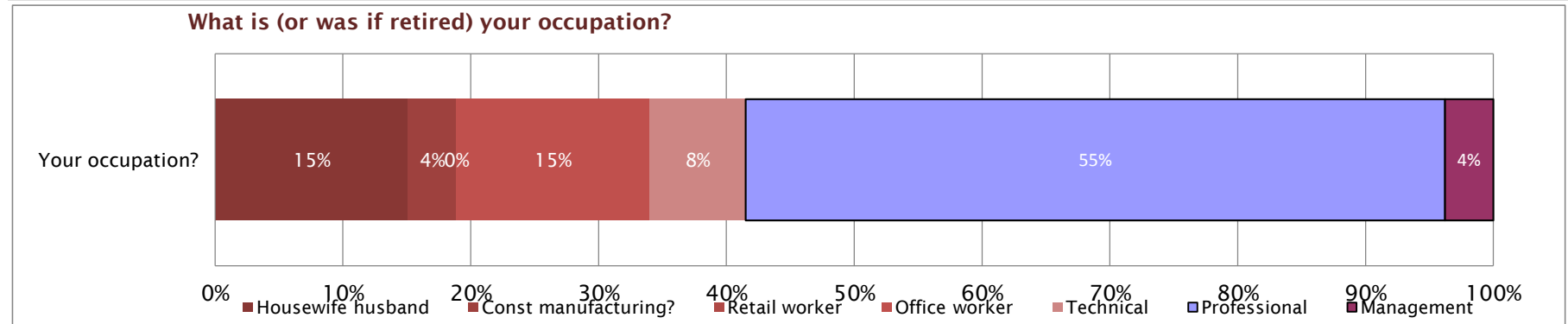
| Answer Options           | 0   | 1   | 2   | 3  | 4  | 5+ | Response Count |
|--------------------------|-----|-----|-----|----|----|----|----------------|
| Number employed?         | 13% | 52% | 35% | 0% | 0% | 0% | 100%           |
| <i>answered question</i> |     |     |     |    |    |    | <b>48</b>      |
| <i>skipped question</i>  |     |     |     |    |    |    | <b>21</b>      |



### MLK Subarea Plan Adult Resident

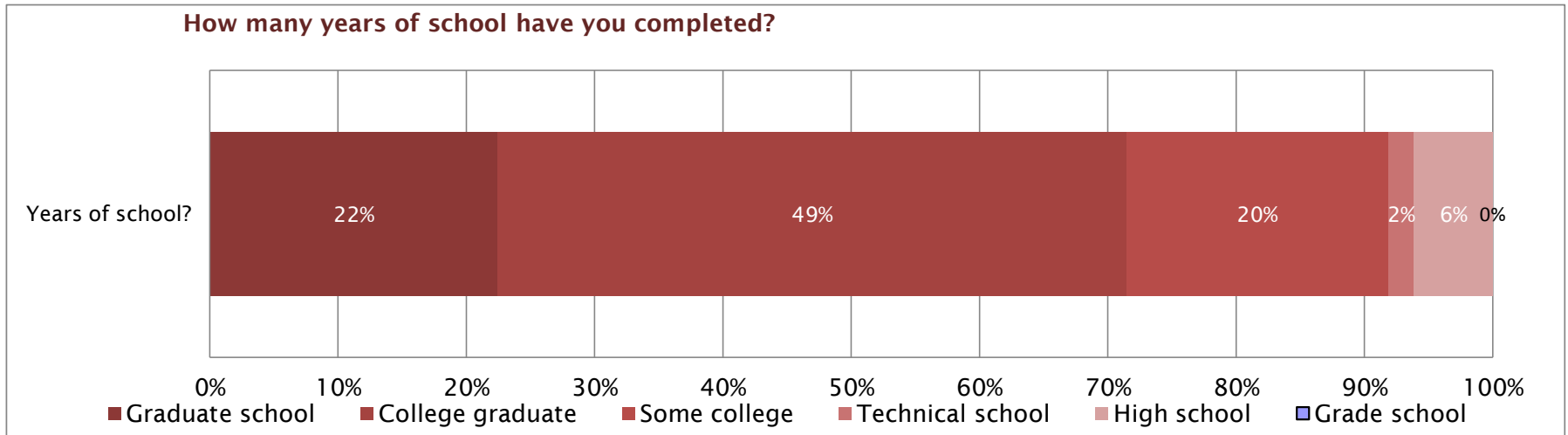
#### What is (or was if retired) your occupation?

| Answer Options   | Management | Professional | Technical | Office worker | Retail worker | Const manufacturing? | Housewife husband        | Response Count |
|------------------|------------|--------------|-----------|---------------|---------------|----------------------|--------------------------|----------------|
| Your occupation? | 4%         | 55%          | 8%        | 15%           | 0%            | 4%                   | 15%                      | 100%           |
|                  |            |              |           |               |               |                      | <i>answered question</i> | <b>53</b>      |
|                  |            |              |           |               |               |                      | <i>skipped question</i>  | <b>13</b>      |



**MLK Subarea Plan Adult Resident**

| How many years of school have you completed? |              |             |                  |              |                  |                 |                |
|--|--------------|-------------|------------------|--------------|------------------|-----------------|----------------|
| Answer Options                               | Grade school | High school | Technical school | Some college | College graduate | Graduate school | Response Count |
| Years of school?                             | 0%           | 6%          | 2%               | 20%          | 49%              | 22%             | 100%           |
| <i>answered question</i>                     |              |             |                  |              |                  |                 | <b>49</b>      |
| <i>skipped question</i>                      |              |             |                  |              |                  |                 | <b>20</b>      |

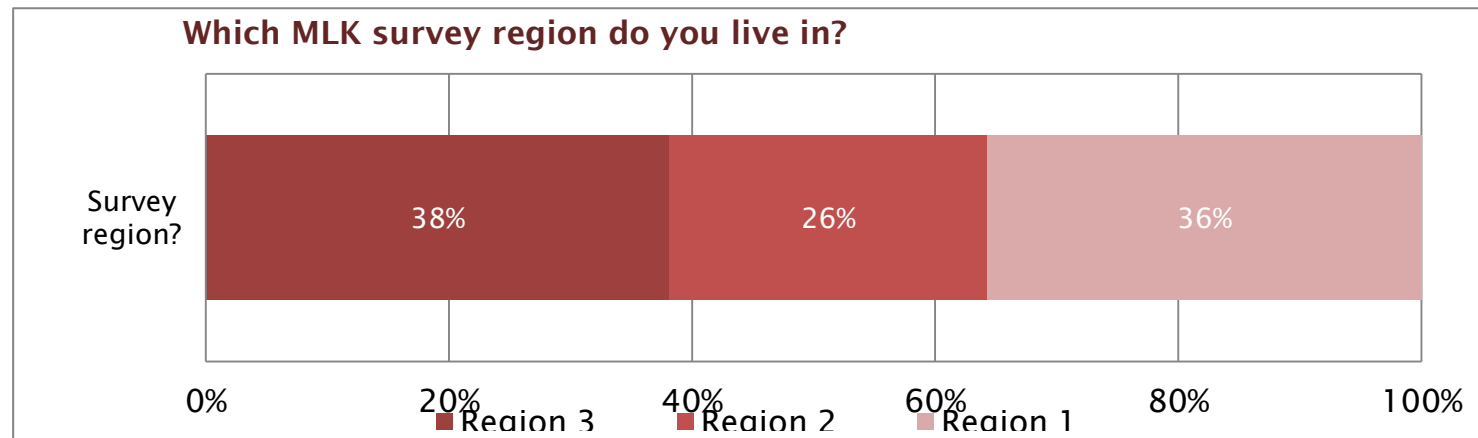




## MLK Subarea Plan Adult Resident

Which MLK survey region do you live in?

| Answer Options | Region 1                 | Region 2 | Region 3 | Response Count |
|----------------|--------------------------|----------|----------|----------------|
| Survey region? | 36%                      | 26%      | 38%      | 100%           |
|                | <i>answered question</i> |          |          | <b>42</b>      |
|                | <i>skipped question</i>  |          |          | <b>27</b>      |

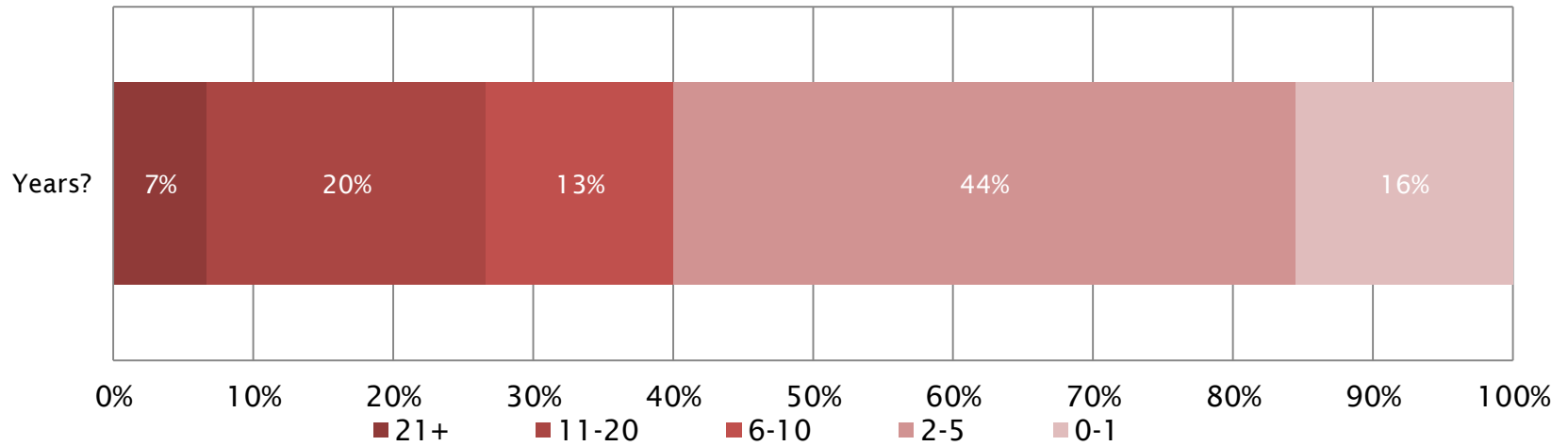


## MLK Subarea Plan Adult Resident

How many years have you lived in the MLK area?

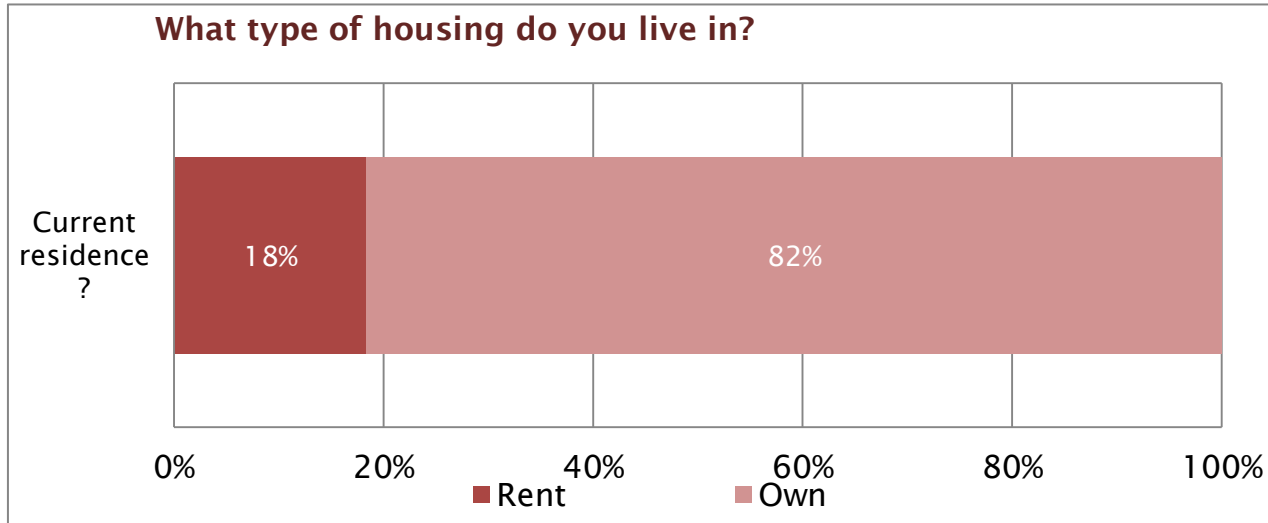
| Answer Options           | 0-1 | 2-5 | 6-10 | 11-20 | 21+ | Response Count |
|--------------------------|-----|-----|------|-------|-----|----------------|
| Years?                   | 16% | 44% | 13%  | 20%   | 7%  | 100%           |
| <i>answered question</i> |     |     |      |       |     | <b>45</b>      |
| <i>skipped question</i>  |     |     |      |       |     | <b>24</b>      |

How many years have you lived in the MLK area?



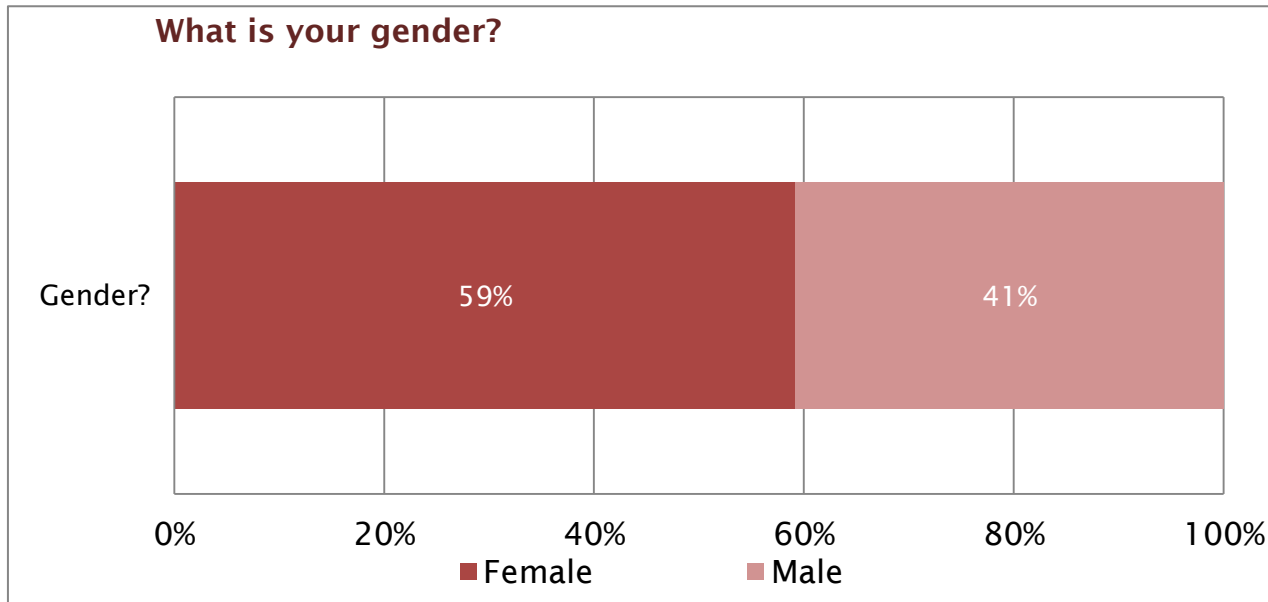
## MLK Subarea Plan Adult Resident

| What type of housing do you live in? |     |      |                |
|--------------------------------------|-----|------|----------------|
| Answer Options                       | Own | Rent | Response Count |
| Current residence?                   | 82% | 18%  | 100%           |
| <i>answered question</i>             |     |      | 49             |
| <i>skipped question</i>              |     |      | 20             |



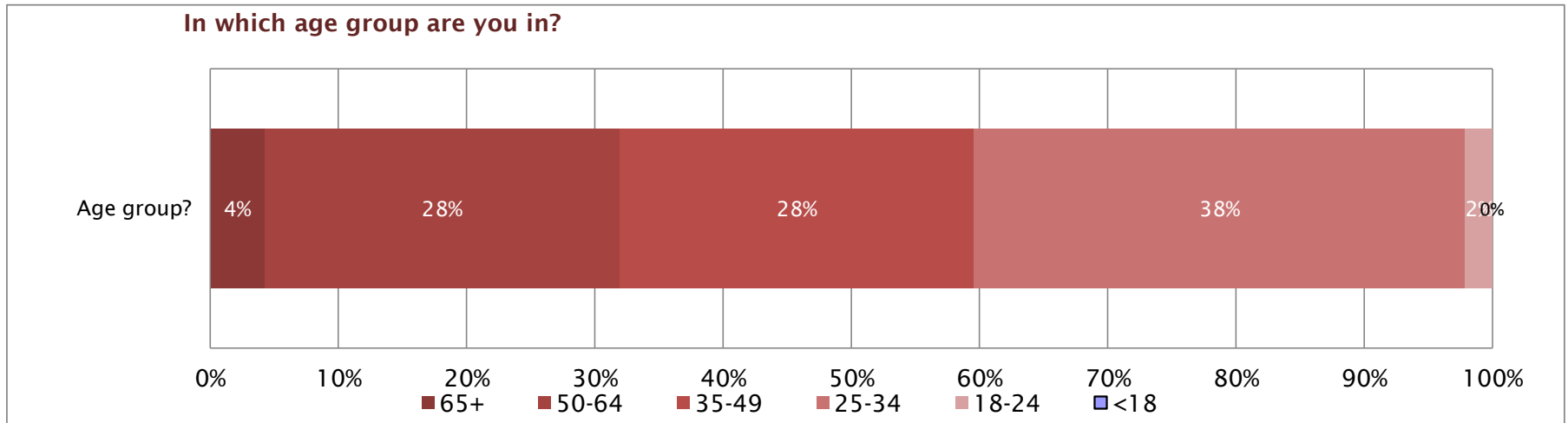
## MLK Subarea Plan Adult Resident

| What is your gender?     |      |        |                |
|--------------------------|------|--------|----------------|
| Answer Options           | Male | Female | Response Count |
| Gender?                  | 41%  | 59%    | 100%           |
| <i>answered question</i> |      |        | 49             |
| <i>skipped question</i>  |      |        | 20             |



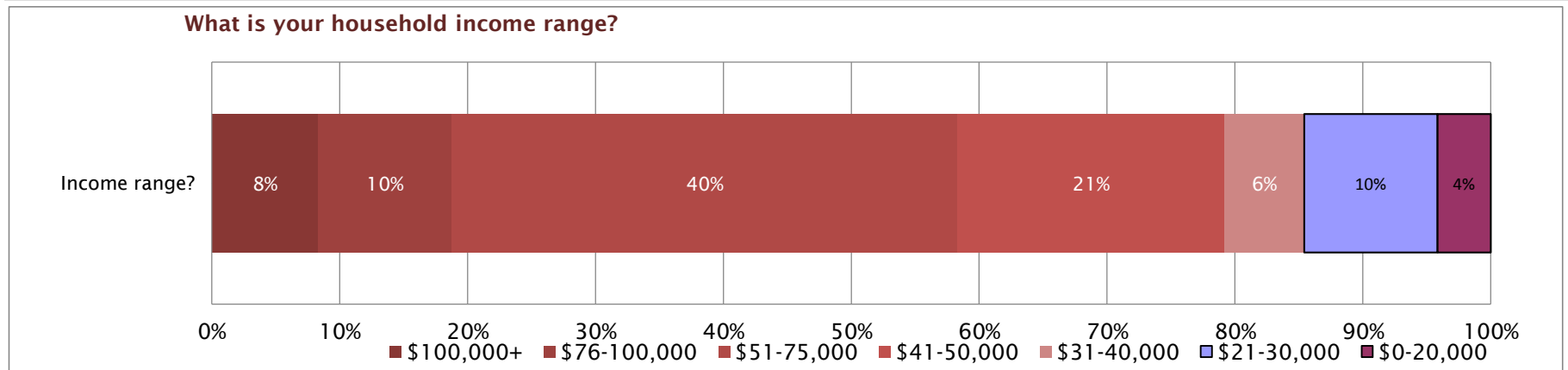
## MLK Subarea Plan Adult Resident

| In which age group are you in? |     |       |       |       |       |     |                |
|--------------------------------|-----|-------|-------|-------|-------|-----|----------------|
| Answer Options                 | <18 | 18-24 | 25-34 | 35-49 | 50-64 | 65+ | Response Count |
| Age group?                     | 0%  | 2%    | 38%   | 28%   | 28%   | 4%  | 100%           |
| <i>answered question</i>       |     |       |       |       |       |     | 47             |
| <i>skipped question</i>        |     |       |       |       |       |     | 22             |



### MLK Subarea Plan Adult Resident

| What is your household income range? |            |             |             |             |             |              |            | Response Count |
|--------------------------------------|------------|-------------|-------------|-------------|-------------|--------------|------------|----------------|
| Answer Options                       | \$0-20,000 | \$21-30,000 | \$31-40,000 | \$41-50,000 | \$51-75,000 | \$76-100,000 | \$100,000+ |                |
| Income range?                        | 4%         | 10%         | 6%          | 21%         | 40%         | 10%          | 8%         | 100%           |
| <i>answered question</i>             |            |             |             |             |             |              |            | 48             |
| <i>skipped question</i>              |            |             |             |             |             |              |            | 21             |



## Survey – Adult resident

### Response Text

Complete life plan - attract developments that address: housing for many income levels, jobs, recreation for all ages, social service, transit alternatives including attracting people who would like to live and work here, bring back historic Market Street Maybe rebrand MLK and Hillside as a family friendly community with all amenities needed! Friendly and affordable.

Encourage residential development with shopping and entertainment opportunities. Hospitals should build upwards not outwards. Condo development with supporting services/businesses is desirable. Re-use of historic buildings should be of paramount importance to increase the ambiance of the area.

MLK Mentors Group willing to promote, works, and encourage Small Businesses and create a cohesiveness that makes everyone feels supported!!!

1) It would be beneficial to provide incentives for businesses to be in the Hilltop that are both economically & culturally mutually beneficial.  
2) Bring in a successful, established business with a solid reputation that is culturally relevant to the population of the Hilltop.

Add a box for those living outside the MLK area.

Link Light Rail needs to come down MLK!

De-emphasize J street to make MLK the priority street!

Give us more stuff to walk to. Coffee or sandwich shops, frozen yogurt. Also more nightlife, 1022 South & The Tempest is great! We want more places like that. We would also love to have a butcher nearby.

I would like to see the MLK area resembling the 6th Av business district.

No taller buildings. Height limits already too high along MLK, especially at S. 11th street. Shocked you won't discuss this, as this a major issue among the residents.

Place a 'call to action' element to take this survey prominently displayed on the many mailers you send out. I just noticed the link to the website, and then found the survey tool.

More family oriented businesses. more retail businesses, more street lights cleaner streets more stop signs and better line marking on streets

Many.

More beautification. Streetcars! Build on the McCarver areas recent growth of multi-family housing. Make it a village and create an identity for the neighborhood...McCarver Village??

<http://www.theatlanticcities.com/neighborhoods/2012/01/awkward-art-neighborhood-naming/843/>

Make Yakima Ave. more pedestrian friendly. It seems like a highway right now. South 21st needs to be fixed, Yakima Ave. to Jefferson.

IT would be fantastic to try and recreate the vibrancy that this area had, particularly the Hilltop Business District, like the old K St used to be. Festivals, services and retail establishments that face and open onto a pedestrian/bike oriented MLK is what this area should look like.

Arts center, live music, entertainment, more food

The survey is showing up on the City's email list so I filled it out as a concerned citizen not as a MLK resident. Was it for more than just MLK residents?

You should open a shelter for all the homeless people wondering in the area.

Send out the survey to a random selection of homes to combat self selection bias inherent in Internet surveys.

Do NOT allow liquor to be sold within the alcohol impact zone. I have enough beer cans and bottles in my yard. Still waiting to see what is going in at 25th and Yakima. Could use a better grocery store than the (un)Safeway and Save-a-NOT, too.

I remain concerned that the city continues to allow the hospitals (primarily TG) to expand without requiring them to build parking facilities. This has a negative impact on the surround neighborhood.

The survey should have an option of identifying residence if not in planning area - or it needs to be clear that you have to live or work in planning area to complete survey.

Active pursuit of Green Sustainability for local residents. Less placement of 3rd offense criminals in groups and individual housing in area. Better affordable housing to attract independent living

individuals, families. Research impact on homeowners and residents in Seattle's "hospital corridor" before committing to the medical mile, please!

Architectural character missing from survey. Capitalize what works - Pho Bac, Lele's, Pho King, Mr Mac, more Thai BBQ. Fill gaps and vacant lots. 11th and MLK critical intersection (one of most important in district) now flanked by vacant lots and parking lot. Focus on "must keep buildings" including Normann Hall, Hilltop Loans, Valhalla Hall, Johnson Candy, HC Pochert and Browne's Star Grill. Spaceworks? Focus group participant.

Focus group participant - historic.

Need to update historic resource inventories in order to identify significant structures prime for adaptive re-use and protection. Need to update code to allow phase-in of code compliance - re., change in use to get older buildings back in tax rolls, related. Need to explore work/live space ordinances and related revisions - it's about reusing existing buildings for affordable housing and small business development. Encourage use of the city's facade improvement program working with architects who have experience with preservation projects. Focus group participant - historic.

Existing conditions - low to marginal condition and level of use. Desired upgrades - full spectrum residential, services, and retail to reflect goal of vibrant, self-sustaining neighborhoods. Each survey element is important but most be considered in context of the whole. Look @ history of district - for example of 'square one' development goals. Focus group participant - historic.

Considering the condition of the Browne's Star Grill building which is owned by the city, and the city is allowing it to deteriorate - I find some of these questions rather odd. The city should fix the building that it owns instead of contributing to a slum environment. Focus group participant - historic.

Maintain historic fabric of the area, maintain pedestrian friendly streetscapes. Focus group participant - historic.

Focus group participant - historic.

Focus group participant - historic.

Focus group participant.

Focus group participant.

The hospitals are a base of employment. It would be great to get the employees to get out for lunch and/or live in the area. We have to people the just need to not drive home every night. Focus group participant.

Focus group participant.

Focus group participant - open space and environment.

LID improvements would present opportunities for 1% for art. Artist housing opportunities. Spaceworks! Hilltop specific program could bring 3 more businesses to MLK for \$10,000. Focus group participant - arts.

Focus group participant - government.

I think MLK could be good incubator area for small business. Perceptions are worse than the reality here. Some danger from drug trafficking still needs work but I generally feel safe in the Hilltop. Such a huge core of medical services - would be nice if some of those people had connection with the neighborhood instead of coming to work and going somewhere else to live, shop, etc. No mention of church presence in this survey. Focus group participant - social services.

Area is potential housing for UWT and Bates and Evergreen communities. Focus group participant - health.

Focus group participant - social services

It would like to suggest better landscaping of the MLK corridor to enhance the overall appearance of Hilltop. Also having the youth have a place to go to such as a community center or playground/park instead of hanging on the corner. There are a few burnt out or unoccupied buildings, empty lots we can utilize for something.

I've grown up in this area and it saddens me that Hilltop still carries the stigma of being low-income, gang infested, sketchy area. And I would say in the last 10 years it has become a lot better. Let's keep it going. Maybe one day instead of everyone wanting to move to the Proctor District they will be coming to the MLK district!

I love what I have been hearing about St Josephs plans. I would love to see some more retail shops, upgrades to parks, and I would LOVE to see some beautifications to the streets. Some plants and better lights, sort of like you find in University Place. I think this neighborhood could be so much more, and making it look nice would give people something to be proud of. Maybe just start with some of the main streets like 19th Street & 15th Street.



Store front design is very important in creating a welcoming community. I have a background in graphic design and recently started a business that strives to help businesses revitalize their store front. Please visit my website [www.GreenBridDesigns.com](http://www.GreenBridDesigns.com) and let me know how I can be of service. Parking within neighborhoods has to be a priority. Hospitals, especially, cannot be allowed to continue to expand without provide on-site parking.

Some questions I have no experience with a "n/a" option would be nice.

You're doing fine

### Added to city email

- kj99@mac.com
- Medcarriage@gmail.com
- jamesleet@hotmail.com
- pureknowledge13@yahoo.com
- TLH5000@COMCAST.NET
- chereeroyster@comcast.net
- luckye52@yahoo.com
- bill.brooks@avid.com
- toweywf10@gmail.com
- Leah.Holland@gmail.com
- miller.sunny@gmail.com
- rrjones2002me@yahoo.com
- quanhood@harbournet.com
- aydstie@gmail.com
- yonisenada1@hotmail.com
- lemskis@hotmail.com
- chris.tacoma@gmail.com
- aaronroutt@hotmail.com
- mary@boonewrites.com
- ttat0g@gmail.com
- rpm1956@aol.com
- mscmjarm@aol.com
- drutemp2@yahoo.com
- gobleal@gmail.com
- Leahmattos@hotmail.com
- nj0nes@comcast.net
- yes
- bobkircher@comcast.net

### Lottery drawing

|                 |              |                                   |
|-----------------|--------------|-----------------------------------|
| Kisela McDaniel | 253-307-0272 | drutemp2@yahoo.com                |
| Austin Goble    | 970-371-1438 | gobleal@gmail.com                 |
| Jason Locking   | 206-619-1502 | jlocking@gmail.com                |
| Nicole Jones    | 253-507-7559 | nj0nes@comcast.net                |
| Jenny Curtiss   |              | JennyCurtiss@GreenBirdDesigns.com |
| Mary Boone      | 272-0165     | mary@boonewrites.com              |
| Dawn Rasmussen  | 253 863 3403 | dawnrasmussen1013@gmail.com       |
| Kim Jones       |              |                                   |

|                     |                                    |                                   |
|---------------------|------------------------------------|-----------------------------------|
| Carolyn J Jackson   | 253-627-4913                       | Medcarriage@gmail.com             |
| James Leet          | (503) 929-8148                     | jamesleet@hotmail.com             |
| Zakiyyah Cordell    |                                    | pureknowledge13@yahoo.com         |
| Justin Leighton     | 253-677-9448                       | Chair@cnc-tacoma.com              |
| Cheree Royster      | 253 6865539                        | chereeroyster@comcast.net         |
| Emma McDaniel       | (253) 301-3219                     | luckye52@yahoo.com                |
| Bill Brooks         | 206.651.4211                       | bill.brooks@avid.com              |
| William Towey       | 253 304 2423                       | toweywf10@gmail.com               |
| Leah Holland        |                                    | 3.6E+09<br>leah.holland@gmail.com |
| Rhonda Jones        | 2127 MLK Jr Way Tacoma Wa<br>98405 | rrjones2002me@yahoo.com           |
| Jacob Rose          | 253-380-1445                       | JacobRoseRE@gmail.com             |
| Michael S. Bankhead |                                    | yonisenada1@hotmail.com           |
| laura miller        | 253-414-8244                       | lemskis@hotmail.com               |
| Chris Karnes        | (253) 267-3754                     | chris.tacoma@gmail.com            |
| Aaron Routt         | 253-272-4585                       | aaronroutt@hotmail.com            |
| Mary Boone          | 253-272-0165                       | mary@boonewrites.com              |
| Shirley Schultz     | 591-5121                           | shirlschultz@yahoo.com            |
| Teddy Levenson      | 253-396-1928                       | ttat0g@gmail.com                  |
| Mayra V. Cuellar    |                                    | 2.53E+09<br>mcuellar@clatino.org  |
| Ramona Phillips     |                                    | rpm1956@aol.com                   |
| Carrie Andrew       | 253 302 4609                       | carrieandrew@hotmail.com          |
| Christina Jarman    | 253-272-6166                       | mscmjarm@aol.com                  |