

Homelessness Response Update

City of Tacoma | Neighborhood and Community Services

City Council Study Session
February 23, 2021



●●● Presentation Overview



Background on Emergency Declaration

- Response To-Date
- COVID Response

Draft 5 Year Homelessness Strategy

- Areas of Focus
- Engagement Plan



••• Declaration of Homeless Emergency

Public Health Emergency Regarding Homelessness


- Declared in May 2017 (Ordinance 28430)
- Four Extensions:
 - October 2017, December 2017, December 2018, December 2019
- December 2019 Extension:
 - Emergency in place until shelter availability for 95% of unsheltered individuals for three years (according to Annual Point in Time Count)

●●● Three Phase Plan




Mitigation

- Provide short-term mitigation services to meet essential needs and increase health and safety
- Reduce impacts of homelessness on residents, businesses and individuals experiencing homelessness



Stabilization

- Establish emergency temporary sheltering
- Provide associated services for transitioning to permanent housing solutions



Housing

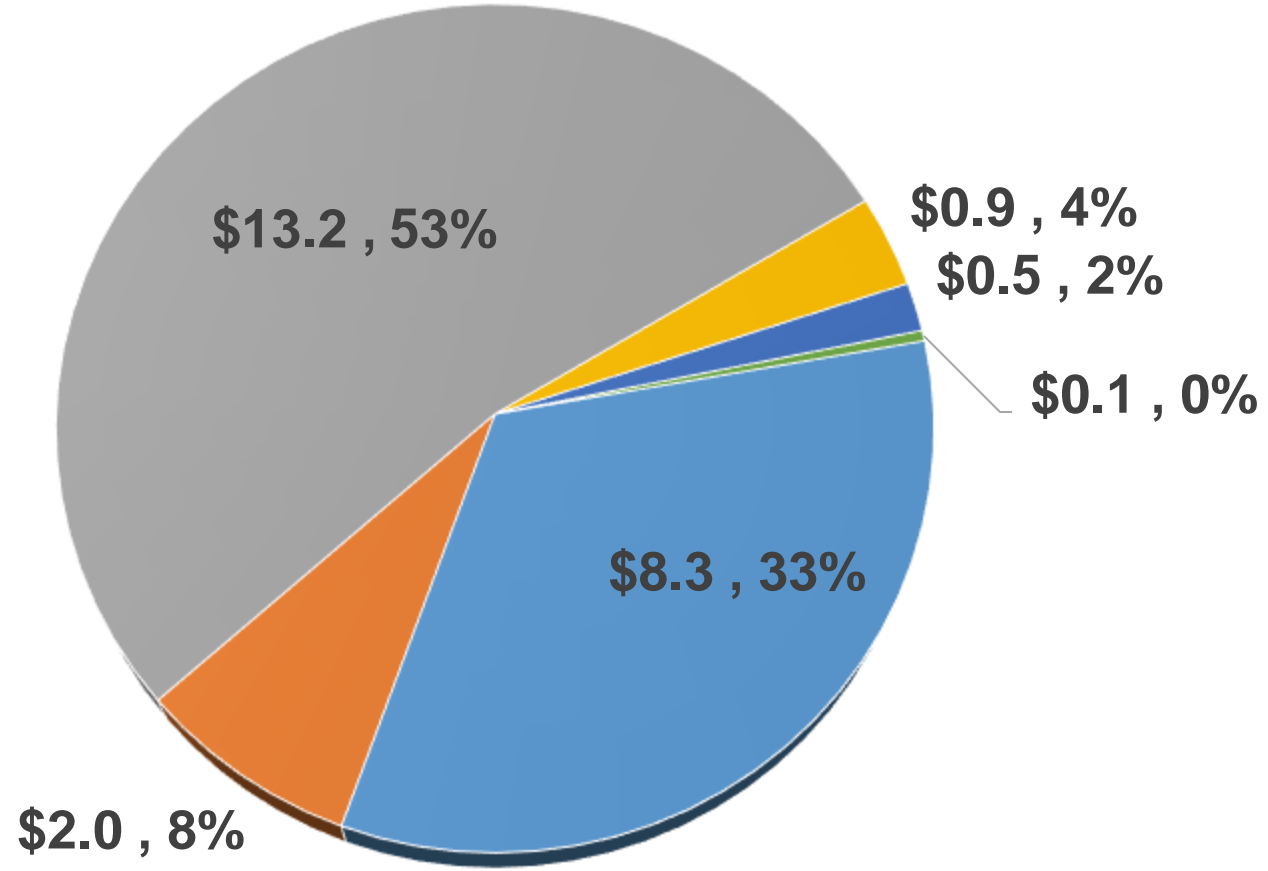
- Coordinate with existing service providers and neighboring jurisdictions to create pathways to permanent housing
- Enhance related policies at State and local level



●●● Current Investments (\$25 Million)

2021-2022 Budget:

- \$ in Millions
- \$13 Million in Approved Contract Budget
- \$12 Million in One-Time COVID Resources

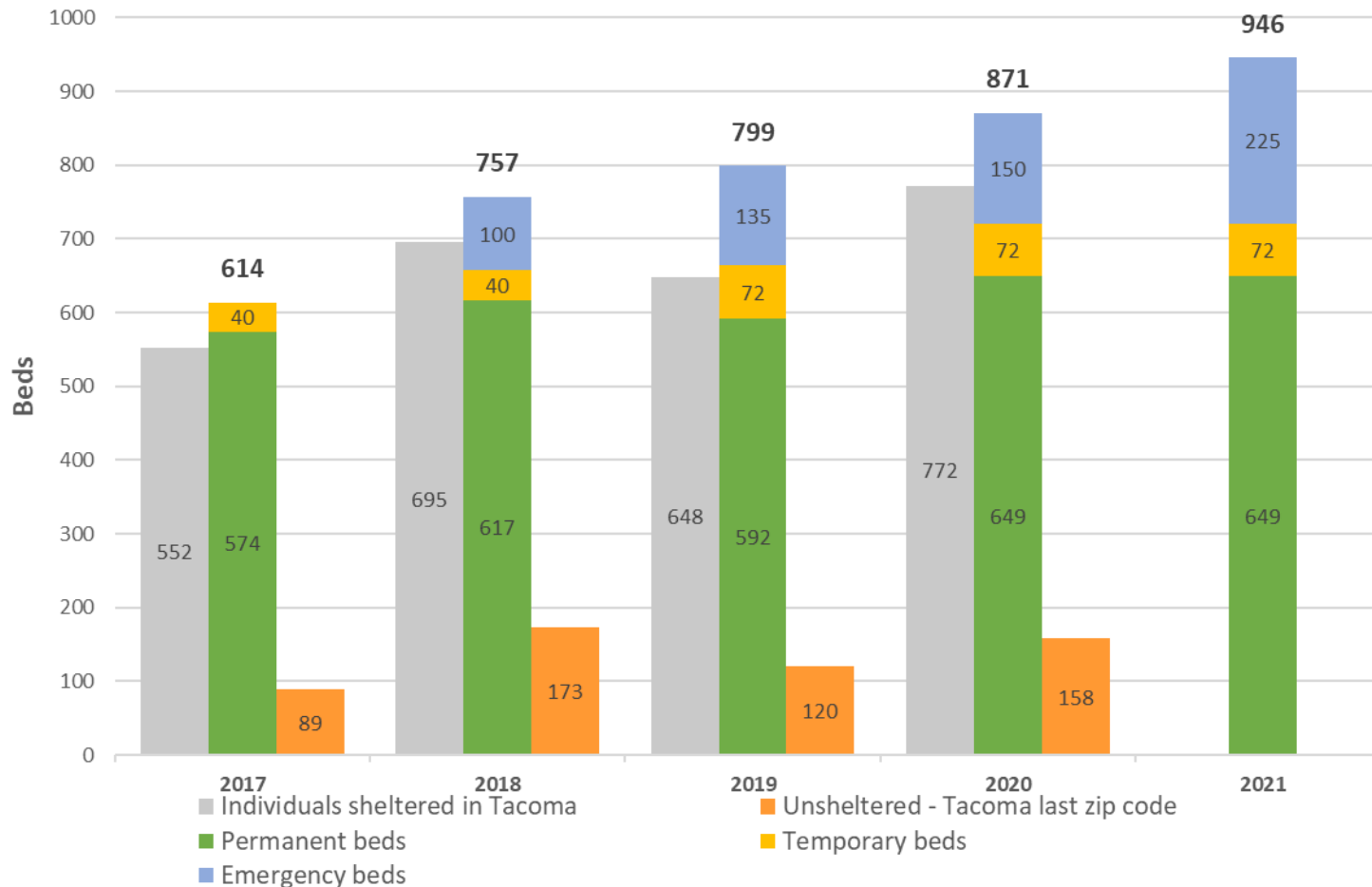


■ Prevention ■ Housing ■ Sheltering ■ Complementary Services ■ Outreach ■ Other 5

Shelter Inventory



Unsheltered Tacoma Residents v. Bed Availability in Tacoma Shelters



Year	Total Individuals Needing Shelter	Total beds	Gap in Beds Needed	% of individuals with access to shelter
2017	641	614	-27	96%
2018	868	757	-111	87%
2019	768	799	31	104%
2020	930	871	-59	94%

Data from Pierce County Housing Inventory Count and Point in Time Count

*2020 and 2021 data for number of shelter bed based on COT projection



Shelter Inventory & Exits to Housing

Data from January 1, 2020 – December 31, 2020

SHELTER TYPE	NUMBER OF BEDS/UNITS	NUMBER SERVED	EXITS TO HOUSING	PERCENT
Emergency	210/148	277	45	28%
Single Adult	374	2367	195	9%
Temporary	72	283	50	31%
Family	148	597	308	66%
Young Adult	40	198	42	26%
Youth	12	61	13	24%
Domestic Violence	74	359	205	72%
Winter Shelter*	195	115	0	0%

*Data October 24, 2020-January 30, 2021

Shelter Inventory & Exits to Housing

SHELTER TYPE	SHELTER Data from January 1, 2020-December 31, 2020	NUMBER OF BEDS/UNITS	NUMBER SERVED	EXITS TO HOUSING
Temporary	Bethlehem Baptist (not currently operating)	40	266	54 (23%)
Temporary	Alzheimer Memorial Church	32	59	24 (56%)
Emergency	Stability Site	85/58	135	23 (31%)
Emergency	Tacoma Emergency Micro-Shelter Site #1 (TEMS) (Jan 2020-July 2020)	35/22	65	14 (22%)
Emergency	Tacoma Emergency Micro-Shelter Site #2 (TEMS) (July 2020-Dec 2020)	65/50	83	13 (48%)
Emergency	Tacoma Emergency Micro-Shelter Site #3 (TEMS) (Dec 2020)	60/40	29	0 (0%)
Permanent	Nativity House	167	770	72 (12%)
Permanent	The Rescue Mission Adams Street Family Shelter	100	489	41 (70%)
Permanent	The Rescue Mission Adult Shelters	179	1,825	143 (8%)
Permanent	The Salvation Army	76	108	40 (48%)
Permanent	Beacon Youth Drop-in and Young Adult Shelter	40	198	42 (26%)
Permanent	Youth Crisis Residential Center	12	61	13 (24%)
Permanent	YWCA Domestic Violence Shelter	56	230	110 (63%)
Permanent	Korean Women's Association Domestic Violence Shelter	18	130	05 (86%)

●●● COVID-19 Response (\$4.4 Mil)

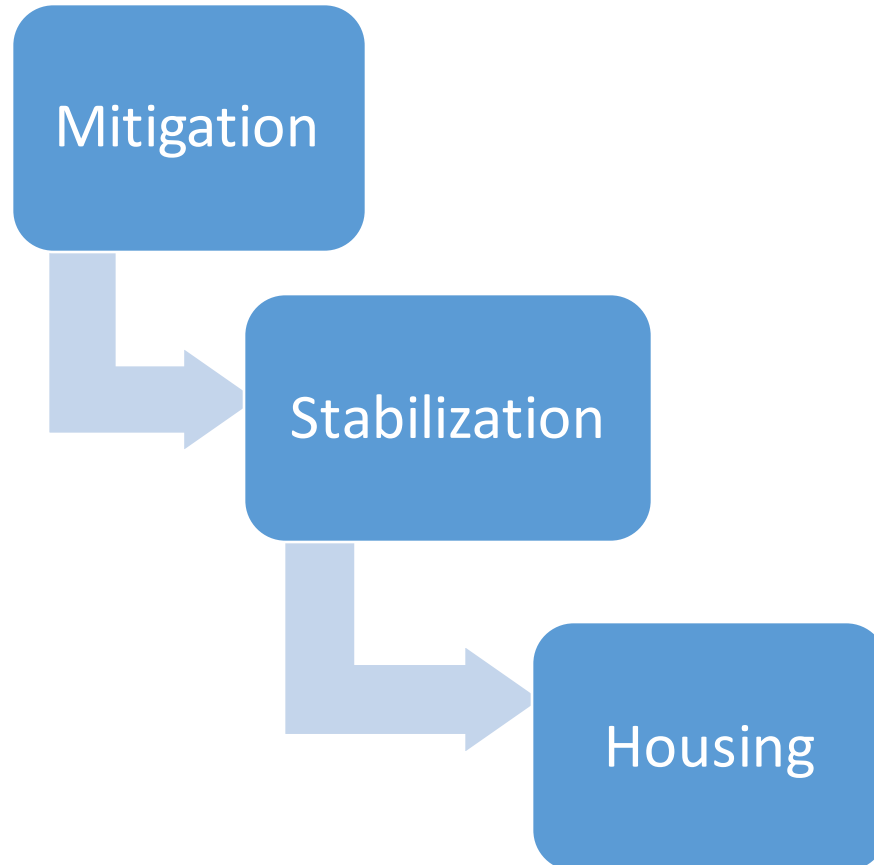


- New emergency shelter beds (\$2.3 Mil; 257 beds)*
 - Expansion of non-congregate shelter (62 beds)
 - Warming centers established to meet CDC guidelines (195 beds)
- Transitioned to 24/7 co-located operations for youth and young adults at Beacon Center (\$325 K)
- Emergency rental assistance (\$902 K; 641 households)
- Food security supports (\$890 K)
- PPE to encampments and shelter operators
- Health Department collaboration for outbreaks at shelters

From Emergency to Strategy



Emergency Response



Strategic Response





5 Year Homelessness Strategy



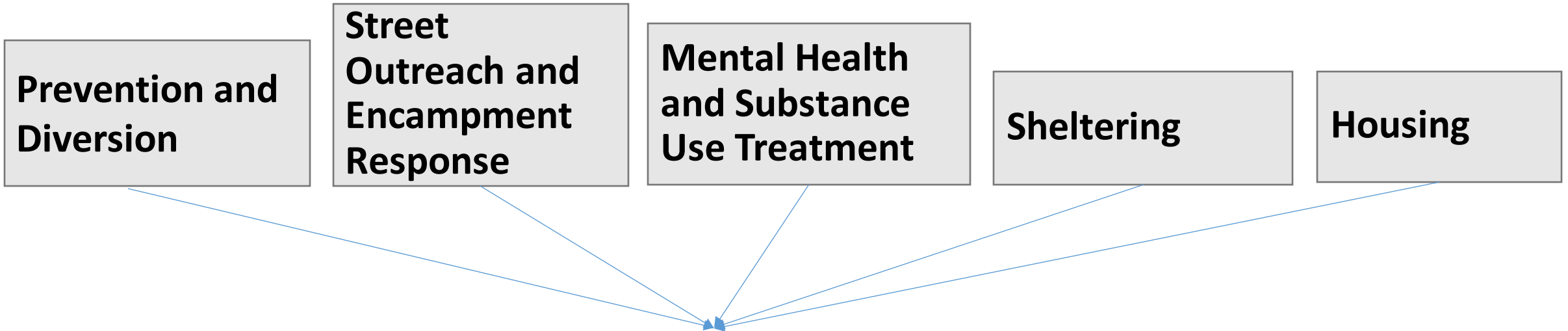
Areas of Focus:

- Address racial disparities and systemic causes of homelessness
- Amplify regional collaborations, community partnerships, and the continuum of care
- Align efforts with Affordable Housing Action Strategy
- Tailor interventions to meet needs of specific populations

Draft

●●● Draft 5 Year Homeless Strategy

Areas of focus inform the goal and tactic development for all program areas:



The community engagement process will help refine:


- Milestone goals within each area
- Priority tactics and plans

●●● Draft 5 Year Homelessness Strategy



Outreach & Engagement

February 5	Tacoma Pierce County Coalition to End Homelessness (Coalition)
February 10	Human Services Commission
February 12	Coalition Focus Group: Encampments
February 17	Continuum of Care
February 26, March 12, 19, 26, April 2, 9	Coalition: Program Area Focus Groups
TBD	Focus Groups: Persons with lived experiences, other jurisdictions, City of Tacoma staff, others
TBD	Return to Human Services Commission
Monthly	Updates to Council on Homeless Strategy



Homelessness Response Update

City of Tacoma | Neighborhood and Community Services

City Council Study Session
February 23, 2021

