

2013 Recycling and Yard/Food Waste collection schedule

S	M	T	W	T	F	S
		1	2	3	4	5
6	7	8	9	10	11	12
13	14	15	16	17	18	19
20	21	22	23	24	25	26
27	28	29	30	31		

S	M	T	W	T	F	S
					1	2
3	4	5	6	7	8	9
10	11	12	13	14	15	16
17	18	19	20	21	22	23
24	25	26	27	28		

S	M	T	W	T	F	S
					1	2
3	4	5	6	7	8	9
10	11	12	13	14	15	16
17	18	19	20	21	22	23
24	25	26	27	28	29	30

S	M	T	W	T	F	S
		1	2	3	4	5
6	7	8	9	10	11	12
13	14	15	16	17	18	19
20	21	22	23	24	25	26
27	28	29	30			

S	M	T	W	T	F	S
			1	2	3	4
5	6	7	8	9	10	11
12	13	14	15	16	17	18
19	20	21	22	23	24	25
26	27	28	29	30	31	

S	M	T	W	T	F	S
						1
2	3	4	5	6	7	8
9	10	11	12	13	14	15
16	17	18	19	20	21	22
23	24	25	26	27	28	29

S	M	T	W	T	F	S
		1	2	3	4	5
6	7	8	9	10	11	12
13	14	15	16	17	18	19
20	21	22	23	24	25	26
27	28	29	30	31		

S	M	T	W	T	F	S
				1	2	3
4	5	6	7	8	9	10
11	12	13	14	15	16	17
18	19	20	21	22	23	24
25	26	27	28	29	30	31

S	M	T	W	T	F	S
		1	2	3	4	5
6	7	8	9	10	11	12
13	14	15	16	17	18	19
20	21	22	23	24	25	26
27	28	29	30			

S	M	T	W	T	F	S
		1	2	3	4	5
6	7	8	9	10	11	12
13	14	15	16	17	18	19
20	21	22	23	24	25	26
27	28	29	30	31		

S	M	T	W	T	F	S
				1	2	
3	4	5	6	7	8	9
10	11	12	13	14	15	16
17	18	19	20	21	22	23
24	25	26	27	28	29	30

S	M	T	W	T	F	S
		1	2	3	4	5
6	7	8	9	10	11	12
13	14	15	16	17	18	19
20	21	22	23	24	25	26
27	28	29	30			

■ = set out garbage (green) and recycling (blue) containers

■ = set out only yard waste (brown) container

This calendar, specific to the area of the city in which you live, shows the days you set your garbage, recycling and yard/food waste containers. Continue setting out your recycling and yard waste containers on alternating weeks. Always set out your garbage with your blue recycling container. Your brown yard waste container is set out on its own.

www.cityoftacoma.org/pilot

Holiday Collection Schedule		
	If your regular pickup day is...	Your pickup day will be...
Christmas Day 2012	Tuesday, Dec. 25 Wednesday, Dec. 26 Thursday, Dec. 27 Friday, Dec. 28	Wednesday, Dec. 26 Thursday, Dec. 27 Friday, Dec. 28 Saturday, Dec. 29
New Year's Day 2013	Tuesday, Jan. 1 Wednesday, Jan. 2 Thursday, Jan. 3 Friday, Jan. 4	Wednesday, Jan. 2 Thursday, Jan. 3 Friday, Jan. 4 Saturday, Jan. 5
Fourth of July 2013	Thursday, July 4 Friday, July 5	Friday, July 5 Saturday, July 6
Thanksgiving 2013	Thursday, Nov. 28 Friday, Nov. 29	Friday, Nov. 29 Saturday, Nov. 30
Christmas Day 2013	Wednesday, Dec. 25 Thursday, Dec. 26 Friday, Dec. 27	Thursday, Dec. 26 Friday, Dec. 27 Saturday, Dec. 28

Pickup for all other holidays is on regular schedule.

2013 RESOURCE GUIDE

Please keep this as a reference for the upcoming year

Solid Waste Management		www.TacomaRecycles.org
General Solid Waste questions	591-5543	
Recorded information line	565-5955	
Call-2-Haul	573-2468	www.cityoftacoma.org/call2haul
Garbage	591-5543	www.cityoftacoma.org/garbage
Hazardous waste	591-5418	www.cityoftacoma.org/hazwaste
Landfill scalehouse	593-7724	
Recycling	591-5543	www.cityoftacoma.org/recycle
Yard waste	591-5543	www.cityoftacoma.org/yardwaste
Surface Water Management		www.cityoftacoma.org/surfacewater
Wastewater Management		www.cityoftacoma.org/wastewater
General Surface Water and Wastewater questions	591-5588	
Billing questions	502-2100	
Sewer backups		www.cityoftacoma.org/flood
Street flooding & Street sweeping	591-5585	www.cityoftacoma.org/streetsweeping
Leaf disposal		www.cityoftacoma.org/leaves
TAGRO	502-2150	www.tagro.com
Water pollution hotline	383-2429	
Environmental Services		www.cityoftacoma.org/environmentalservices
(solid waste, surface water, wastewater)		
EnviroHouse	573-2426	www.cityoftacoma.org/envirohouse
EnviroNews Listserv		www.cityoftacoma.org/environews
Twitter		www.twitter.com/EnviroTalk www.twitter.com/CityOfTacoma
Facebook		www.facebook.com/cityoftacoma
When calling any of the utilities, please have your account number available. It is the first thing you will be asked and allows us to quickly access your information. Your account number is located at the top of your utility bill.		

You can help Prevent Flooding

- Keep storm drains clear of leaves and debris by using a broom or rake.
- Dispose of leaves and yard waste properly by composting, placing them in your brown yard waste container or taking them to the Tacoma Landfill (no extra charge for residential customers). Please do not blow leaves into the street.
- Direct downspouts at least 10 feet away from your home or business.
- Prevent bark, dirt and other landscape materials from washing into streets and clogging drains by using landscape barriers, such as rocks or sandbags.
- Clear garage, basement and outdoor drains.

www.cityoftacoma.org/flood

Report stormwater flooding or sewage backups:

(253) 591-5585

Street maintenance, street flooding or slides:

(253) 591-5495



Holiday collection schedule



If you need this information in an alternative format, please call (253) 591-5051. People with hearing or speech impairments may contact us through Washington Relay Services, 1-800-833-6388 (TTY or ASCL).



in this issue

- What not to flush..... page 2
- Create your own party favors..... page 3
- Wrap food waste for winter page 4
- Help prevent flooding..... page 7

EnviroTalk@cityoftacoma.org
www.twitter.com/EnviroTalk
(253) 591-5051



Recycled and recyclable
Printed with soy-based ink
PW 52005 016 1112 a
(P10107 - South)



Environmental Services
747 Market Street, Room 408
Tacoma, Washington 98402-3769

PSRST STD
U.S. POSTAGE PAID
TACOMA, WA
PERMIT NO. 2

EnviroTalk

Winter 2012

Recycle your Christmas tree

Yard waste container

Cut your Christmas tree (unflocked, undecorated, no stand) in sections small enough to fit inside your brown yard waste container so the lid closes flat. Trees left outside the container are not accepted.

Landfill drop-off

Single-family residents may recycle their unflocked, undecorated tree without stand at the Tacoma Landfill (3510 S. Mullen St.) Dec. 26 through Jan. 21. The landfill is open from 8 a.m. to 6 p.m. daily (closed Christmas Day and New Year's Day).


Dispose of flocked trees in the garbage.

(253) 591-5543




What to do with UNWANTED HOLIDAY GIFT LEFTOVERS

You got the goods, now what to do with the not-so-good bulky left-behinds



Recycle clean, dry Styrofoam packing blocks (all tape removed) for free at the City's Recycling Center (Tacoma Landfill, 3510 S. Mullen St.).

Businesses included. www.TacomaRecycles.org



Recycle old TVs, computers, monitors and tablets for free at E-Cycle Washington locations, including the Goodwill donation station at the City's Recycling Center. www.ecyclewashington.org 1-800-RECYCLE

Solid Waste • Wastewater • Surface Water
Enhancing your quality of life

DID YOU KNOW?

... that grease, fats, oils and gravy that go down your sink, toilet or garbage disposal can stick to the inside of your drain and sewer pipes and cause unpleasant, messy and expensive sewer backups?

Collect grease from pans in a jar or can, let cool, seal and place in the trash.

Recycle large amounts of cooking oil, such as from deep-fat fryers, for no additional charge at the Household Hazardous Waste Facility, located at the Tacoma Landfill, 3510 S. Mullen St.

www.cityoftacoma.org/grease

Wastewater: (253) 591-5588
Household hazardous waste: (253) 591-5418

Answer key for the fall issue's puzzle:

A V J T I P L J K F V B N M L
S S X D E L I V E R Y B D Y H
N U I J I O P E D F V N B E H J
V R C D S G H B J G T F E M U N
N V Z X P O L L U T I O N O Q K
E U K O S G H J K T U I N C W
L Y B H S F T Y H U J K C S V Q
V G H E I J U I Y T V H B T M K
X C D F N R H J N F V B K R U L
T E W G Q Z C B N M L H A G F
T Y U J K I O P W E F C T Q N
B H C H A R V E S T W G J I U L
D C F V G T Y U J R O I K O V H
F J K L U O R E W Q E E D C N C H
V J N L U I E R Q E E D P O L M N C
E T Y H B J I K L S W D F V G N



Disposable? Yes Flushable? No...

Many products marketed as disposable and/or flushable don't degrade like toilet paper, and they can clog pipes and cause messy sewer backups.

What NOT to flush:

- Wipes of any kind (even those advertised as "flushable")
- Diapers (cloth, disposable, "flushable" liners)
- Paper towels
- Feminine hygiene products
- Facial tissue
- Pet waste bags

Please remember that only toilet paper and human or pet waste should go down the toilet. Place other items in the trash.

www.cityoftacoma.org/flushable



Give 'em a BOOST

Get your indoor plants growing this winter with TAGRO potting soil, available by the bag at these locations:

- Ace Hardware at Westgate.** 2675 N. Pearl St., Tacoma
- GardenSphere.** 3310 N. Proctor St., Tacoma
- Gray Lumber.** 3800 Sixth Ave., Tacoma
- H&L Produce.** 7320 Lakewood Drive W., Lakewood
- Jade Mountain Nursery.** 5020 116th St. E., Tacoma
- Northshore Ace Hardware.** 35419 21st Ave. S.W., Federal Way
- Portland Avenue Nursery.** 1409 E. 59th St., Tacoma
- Tacoma Boys.** 5602 Sixth Ave., Tacoma
- Walker Ace Hardware.** 1616 SW Dash Point Road, Federal Way

(253) 502-2150
www.tagro.com

Need more than a bag?

Visit us at
2201 Portland Ave., Gate 6.
TAGRO winter hours (now thru March):
Monday-Friday,
8 a.m. to 3 p.m.
We deliver, too!
(Delivery fees apply.)



EnviroKIDS - GET YOUR PARTY POPPIN'

Reuse items from around your home to create party favors.


What you need:

- Cardboard toilet paper tube (one for each party favor you're making)
- Candy or small toys that fit inside the toilet paper tube
- Ribbon
- Markers, stickers or other embellishments
- Scissors
- Newspaper or recycled tissue or wrapping paper
- Transparent tape

Directions:

- Cut the newspaper, tissue or wrapping paper to 12 inches square (one square for each party favor).
- Center the toilet paper tube on the paper. Tape one edge of the paper in the middle of the tube.
- Roll the tube tightly into the paper.
- Twist one end and secure with tape.
- Fill the other end of the tube with candy or small toys.
- Twist the open end and secure with tape.
- Tie the ends with curling ribbon.
- Decorate your party popper with marker, stickers or embellishments.

Find more activities like this one at
www.cityoftacoma.org/envirokids



What's that WORD?

Below are seven statements that can be found in this issue of EnviroTalk. Each sentence has a missing word or phrase. Complete the sentence and then find the word or phrase in the word search below. If you get stumped, the answers are at the bottom. A key to this word search will be featured in the next issue of EnviroTalk.

- Collect grease from pans in a jar or can, let cool, seal and place in the trash.
- In spring 2013, Solid Waste Management begins a 10-month-long phased implementation of the switch to every-other-week _____ collection.
- When there are no grass clippings for layering, you may wrap your food in _____.
- Cut your Christmas tree (unflocked, undecorated, no stand) in sections small enough to fit inside your brown yard waste container so the lid closes _____.
- Free home and garden _____ at the EnviroHouse will begin in February 2013.
- Get your indoor plants _____ this winter with TAGRO potting soil, available by the bag.
- Many products marketed as disposable and/or _____ don't degrade like toilet paper, and they can clog pipes and cause messy sewer backups.

D F T H U B C V B N M I L A Z X
A S D F G G H L B N M J H G F S
Z M N E R U Y N L O P Y B N L X
A G A R B A G E Q F E D G Y U L
S R C G H Y K W L O U Y H N S D
D E R T Y B J S D C H K I O H B
W A E R F C G P H V C K L U A V
Q S X C V F L A T E R V T M B K
N E X C V F R P M I K H Y B L U
K J H G B G T E U I M K I M E C
C V B G F V G R O W I N G L O I
T R Y I N G F V N J I O J U K M
W D G R F N K L I U C E W Y U I
N J U I K M O I O L Z X E Q T R
C V W O R K S H O P S E G H J B
R T Y H B F K I O L G F D E R Y

Answers: 1. GREASE, 2. GARBAGE, 3. NEWSPAPER, 4. FLAT, 5. WORKSHOPS, 6. GROWING, 7. FLUSHABLE
Please see pg. 2 for answers to last issue's puzzle.



Don't freak, we're going every other week

Heads up! In spring 2013, Solid Waste Management begins a 10-month-long phased implementation of the switch to every-other-week garbage collection. Where you live in Tacoma will determine when your collection frequency will change. Look for updates by phone and mail as the change approaches your neighborhood.

Find the most up-to-date information about the switch to every-other-week garbage collection at
www.TacomaRecycles.org/everyotherweek

EcoFind

Think inside the jar

This holiday season consider giving your friends and family gifts in a jar. These gifts are practical and waste free as the jar can be reused.

Some ideas to consider:

- Baking ingredients for breads, cookies, muffins and cupcakes
- Bath salts
- Beverage mixes
- Bulk candies
- Candles
- Jams and jellies
- Pickles
- Soup fixings

www.cityoftacoma.org/wastefree



GREENER CLEANER

Laundry detergent (powder)

What you need:

- 1 bar of Ivory soap
- 1 cup of borax
- 1 cup of washing soda
- Essential oil (lemon, orange or lavender are some of our favorites)

Instructions:

- Place Ivory soap on a microwave-safe plate and microwave for 90 seconds. (The soap will look like it is foaming but will actually be hard.)
- Place chunks of cooled microwaved soap in food processor and turn it into a powder. Do this until all Ivory soap has been processed.
- In a large bowl, mix together the powdered Ivory soap, borax and washing soda.
- Stir in a few drops of essential oil (optional).
- Store in an airtight container.

Each batch yields approximately 32-64 loads depending on number of tablespoons used per load. This is a low-suds formula and can be used in both HE (high efficiency) and standard washing machines. We recommend one tablespoon for HE machines and one to two tablespoons for standard machines (depending on load size).

www.cityoftacoma.org/greenercleaners



No YARD waste? Food waste is still recyclable

With yard and garden season over, put your brown yard waste container to good use by filling it with food waste throughout the winter. When there are no grass clippings for layering, you may wrap your food in newspaper. This will help minimize pests and odors and keep your container cleaner.

Find out what else you can recycle at
www.TacomaRecycles.org



FREE WORKSHOPS

Free home and garden workshops at the EnviroHouse will begin in February 2013. Check the EnviroHouse website for an updated schedule and to register.

www.cityoftacoma.org/envirohouse
(253) 573-2426

CURBSIDE RECYCLING

Here is a general list of the most common accepted recyclable items in the curbside service. Not all recyclable items are pictured. Please rinse out bottles, jugs, jars, tubs, cans and other items that may have food residue. Remove all caps and lids and place them in the garbage.

For a more complete list of what is and isn't recyclable, go to
www.TacomaRecycles.org/recyclingreview

Please tear off and save

Big blue container

Aluminum & tin




- Aerosol cans (empty)
- Aluminum cans
- Foil
- Tin
- Trays

Boxes & cardboard



- Boxes
- Corrugated cardboard
- Plastic-coated cartons

Paper




- Newspaper & inserts
- Mixed paper
- Phone books, magazines, catalogs
- Shredded paper
- Place inside bag and loosely secure the top

Plastics



- Bags
- Place inside one bag and secure the top (no single bags)
- Bottles
- Jars
- Jugs
- Tubs

Glass & battery bin



Glass bottles & jars (all colors)



Household batteries
Place inside clear bag and secure the top

Big brown container

Yard waste




Leaves, grass clippings and small branches


Food waste



Breads, grains, pasta, cereal



Fruit and vegetables



Meat, poultry, seafood



Dairy and eggs (including shells)



Leftovers/kitchen scraps (including coffee grounds/filters)

Administration – 8 a.m.-5 p.m., Monday-Friday
(closed all major government holidays)

General Information (Solid Waste).....(253) 591-5543
Call-2-Haul (8 a.m.-4:30 p.m.).....(253) 573-2468
Information Line (24-hour recorded message only)(253) 565-5955

www.TacomaRecycles.org

Landfill Services – 8 a.m.-6 p.m., daily

(closed 4 p.m. Christmas Eve)
Closed: New Year's Day, Fourth of July, Thanksgiving Day, Christmas Day

Household Hazardous Waste Facility(253) 591-5418
Scalehouse(253) 593-7724