

EnviroTalk


Winter 2010

10 ways to reuse wrapping paper

Before recycling leftover wrapping paper, consider these creative ways to reuse the pretty patterns, colors and non-recyclable metallic paper.

1. Shred it and use as **packing material**
2. Use it for children's **paper craft projects**
3. Cover **books, shoe boxes or pencil holders**
4. Create **sewing patterns** by drawing your design on the white side and cut
5. Use it for **shelf paper** in your pantry or closet
6. Line your **dresser drawers**
7. **Decoupage** a chair seat, the top of a stool or the front of a dresser
8. Frame your favorite pieces as **works of art**
9. Decoupage a **flower pot**
10. Lay your favorite pattern beneath a **sheet of glass** on your desk or coffee table

Source:
Real Simple



2011: challenge yourself to

Rethink Habit

The New Year is a great opportunity to review the way you live and rethink some of your daily choices. Even one change can add up to a big difference.

A few simple ideas that help keep our environment healthy:

- ❁ Wash your car at a commercial car wash instead of in the street or driveway.
- ❁ Remember to take your reusable bags to the store when shopping.
- ❁ Pick up after your pet daily. Bag the waste and place it in the trash.
- ❁ Don't throw cigarette butts on the ground; put them in a bin.
- ❁ Collect cooking grease in a container. You can reuse the grease as cooking oil, or wait for it to cool and discard in the garbage.
- ❁ Use washable rags rather than disposable wipes when cleaning.
- ❁ Compost your yard and garden waste at home.
- ❁ Try a new greener cleaner recipe, such as the one on page 3.
- ❁ Use fewer chemicals in your lawn and garden by trying more natural yard care activities.
- ❁ Choose products that have less packaging; buy in bulk.
- ❁ Purchase experience gifts or make homemade gifts for birthdays and holidays.

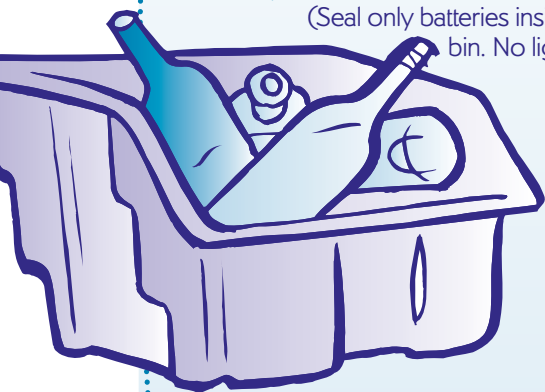


Yes, Tacoma, WE'RE STILL COLLECTING GLASS

While some communities no longer accept glass curbside, Tacoma still offers this convenient service. Residential customers may recycle glass and batteries curbside in a separate City-provided small blue bin. Here's a review of what's accepted and not accepted.

YES

- ▶ Glass bottles & jars: clear, brown, green
(Remove caps & lids and place them in the garbage.)
- ▶ Household batteries: rechargeable, alkaline
(Seal only batteries inside a clear plastic baggie and place in your glass bin. No light bulbs, broken glass or needles.)



NO

Securely wrap or bag these items and place in your garbage container.

- ▶ Incandescent bulbs
- ▶ Broken glass
- ▶ Ceramics, mugs, dishes, Pyrex
- ▶ Mirrors
- ▶ Vases
- ▶ Window or plate glass

Find a more complete list of what is and isn't recyclable at
www.cityoftacoma.org/recyclingreview.

What to do with light bulbs

Fluorescent light bulbs (CFLs): Recycle them at no additional charge:

- ✿ City of Tacoma Household Hazardous Waste Facility (Tacoma Landfill)
- ✿ Bartell Drugs (all locations)



Incandescent bulbs:
Securely wrap or bag and place in the garbage.

www.cityoftacoma.org/hazwaste
(253) 591-5418

Enjoy FRESH salads all winter

with TAGRO Potting Soil

Extend your growing season with an indoor lettuce bowl.

Ingredients:

- ✿ TAGRO Potting Soil
- ✿ Lettuce seeds
- ✿ A container at least 8 inches wide and 9 to 12 inches deep

Sprinkle seeds over the soil, then cover with a light layer of Potting Soil. Keep soil damp and set the container in a sunny window. Thin plants as needed. After two to four weeks, the plants should be established and you can start harvesting lettuce leaves. Enjoy!

Get TAGRO Potting Soil by the bag:
Portland Avenue Nursery, 1409 E. 59th St.
GardenSphere, 3310 N. Proctor St.
Gray Lumber, Sixth Avenue & Proctor Street

TAGRO Mix and TAGRO Potting Soil are also available in bulk for pickup or delivery at 2201 Portland Ave., Gate 6, Tacoma.

Winter hours: Monday through Friday,
8 a.m. to 3 p.m.
(253) 502-2150
www.tagro.com



EnviroKIDS

Scented pine cone garland

Materials

- Pine cones
- Twist ties or floral wire, cut in 6-inch lengths
- Twine, cut to chosen length of garland
- Cinnamon essential oil, 10-20 drops (choose desired strength)
- 2 cups (16 oz.) water
- Spray bottle

Instructions

1. Gather cones from under pine, redwood, cedar, Douglas fir or other evergreen trees. The scales on the cones should be slightly to fully opened.
2. Allow the cones to dry for a few days in a warm, dry area.
3. Mix water and essential oil in a spray bottle. Spray cones enough to make damp. Place pine cones in a plastic bag and seal for 24 hours.
4. Wrap the wire around the bottom of the cone, slipping the wire between the open scales. One or two wraps should be sufficient. Twist the wire over itself to secure.
5. Leave the tail of the wire hanging free for attaching your cone to the twine.
6. Repeat with other pine cones to make garland the desired length.

www.cityoftacoma.org/envirokids



Freshen your carpet for holiday entertaining

Try this natural sanitizing and freshening carpet solution that is safe for kids and pets.

Ingredients

- 2 cups (16 oz.) baking soda
- 10 drops essential oil of lemon
- 10 drops essential oil of peppermint
- 20 drops essential oil of lavender
- Glass jar with a lid

Directions

- Mix ingredients thoroughly in a glass jar
- Sprinkle on carpet
- Leave for 10 to 20 minutes
- Then vacuum
- Store the remaining solution in the jar with lid closed



You may use any combination of essential oils. Recipe tested by community relations office staff member. Please try this solution on a small area of your carpet first. www.cityoftacoma.org/greenercleaners

It's
going
to be a
wet
one

BE
PREPARED



The La Niña weather system forecast of a cold and rainy winter makes flood prevention efforts essential.

- Keep storm drains clear of leaves and debris by using a broom or rake.
- Dispose of leaves and yard waste properly by composting, placing them in your brown yard waste bin or taking them to the Tacoma Landfill (no extra charge for residential rate payers). Please do not blow leaves into the street.
- Direct downspouts at least 10 feet away from your home or business.
- Prevent bark, dirt and other landscape materials from washing into streets and clogging drains by using landscape barriers, such as rocks or sandbags.



Report stormwater flooding or sewage backups:

(253) 591-5585

Street maintenance, street flooding, slides:

(253) 591-5495

www.cityoftacoma.org/flood

How can you lower your bills?

Garbage & Recycling: Don't throw your money away.

Solid waste charges are based on the size of your garbage container. If you find your 60-gallon can is consistently just half full, switch to a 30-gallon can and save more than \$300 a year. But don't try to stuff too much into your garbage can; all of your trash must fit so the lid closes completely.

Find waste reduction tips at www.cityoftacoma.org/reducereuse.

Wastewater: Stop pouring money down the drain.

Wastewater rates are based on how much fresh water you use – and then send down into the sewer system. Because water used on lawns and gardens doesn't end up at the treatment plant, residential wastewater charges are based on the average of four months of water consumption during the winter.*

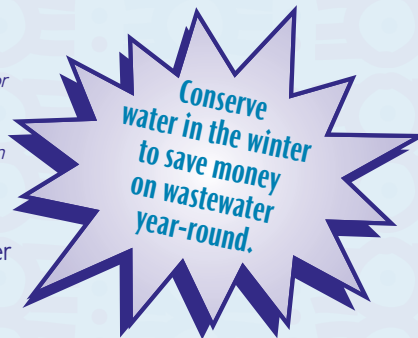
** Which four months your bill covers depends on your meter reading dates. Rates for residents who haven't had a full four months of winter water consumption and those who don't have Tacoma Water service are based on a citywide average.*

Tips for saving all year:

- ❁ Wash full loads in the dishwasher and washing machine
- ❁ Turn off the water when shaving or brushing teeth
- ❁ Check for leaks and fix them right away
- ❁ Install a low-flush toilet, efficient clothes washer, low-flow showerhead and faucet aerators

Surface water: No easy tips for saving.

Surface water charges are based on the size of your lot and the level of development, which means no quick ways to reduce your costs.



Garbage rates based on volume: Cut waste, cut your bill

When you recycle more and produce less trash, you'll be rewarded with a lower garbage bill.

The City of Tacoma is phasing in solid waste rates based on the volume of garbage a household produces. This rate system calls for rates that are proportional, so a 60-gallon can will cost twice as much as a 30-gallon can.

Rates for 2011 will be posted online before Jan. 1 at www.cityoftacoma.org/esrates.

When phase-in is completed in 2013, the rate relationship will look like this:

Can Size	Proportional Cost
20-gallon can	
30-gallon can	1-1/2 x the cost of a 20-gallon can
60-gallon can	2 x the cost of a 30-gallon can
90-gallon can	3 x the cost of a 30-gallon can

To be able to use a smaller garbage can, you'll need to recycle more and take other steps to cut back on how much you need to toss.

www.cityoftacoma.org/esrates

Wastewater/Surface Water: (253) 502-2100

Solid Waste: (253) 591-5543





2011 RESOURCE GUIDE

Please keep this as a reference for the upcoming year

Solid Waste Management

www.cityoftacoma.org/solidwaste

General questions 591-5543
Recorded information line 565-5955

Call-2-Haul 573-2468 www.cityoftacoma.org/call2haul

Garbage 591-5543 www.cityoftacoma.org/garbage

Hazardous waste 591-5418 www.cityoftacoma.org/hazwaste

Landfill scalehouse 593-7724

Recycling 591-5543 www.cityoftacoma.org/recycle

Yard waste 591-5543 www.cityoftacoma.org/yardwaste

Surface Water Management Wastewater Management

www.cityoftacoma.org/surfacewater
www.cityoftacoma.org/wastewater

General questions 591-5588
Billing questions 502-2100

Sewer backups
Street flooding &
Street sweeping 591-5585 www.cityoftacoma.org/flood
www.cityoftacoma.org/streetsweeping

TAGRO 502-2150 www.tagro.com

Water pollution hotline 383-2429

Leaf disposal www.cityoftacoma.org/leaves

Environmental Services (Solid Waste, Surface Water, Wastewater)

www.cityoftacoma.org/environmentalservices

EnviroHouse
(green building/natural
landscape exhibit) 573-2426 www.cityoftacoma.org/envirohouse

E-mail listserv www.cityoftacoma.org/environews

Twitter www.twitter.com/EnviroTalk
www.twitter.com/TAcomaGROw
www.twitter.com/CityOfTacoma

Facebook www.facebook.com/cityoftacoma

When calling any of the utilities, please have your account number available. It is the first thing you will be asked and allows us to quickly access your information. Your account number is located at the top of your utility bill.

Enviro Q&A

Q. Who is responsible for maintaining the sewer line that runs from your house to the sewer main in the street or alley?

A. That pipe belongs to the homeowner, who is responsible for maintaining it. The City is responsible for the rest of the wastewater system.







Construction at the landfill

Due to construction of a transfer station and administration/shop building remodel at the Tacoma Landfill, there could be new locations within the landfill for customer service and certain disposal areas. Changes will be clearly marked with signage.





www.cityoftacoma.org/landfill
(253) 591-5543

2011 Recycling and Yard Waste collection schedule





January

S	M	T	W	T	F	S
						1
	2	3	4	5	6	7
	9	10	11	12	13	14
	16	17	18	19	20	21
	23	24	25	26	27	28
	30	31				






February

S	M	T	W	T	F	S
		1	2	3	4	5
	6	7	8	9	10	11
	13	14	15	16	17	18
	20	21	22	23	24	25
	27	28				






March

S	M	T	W	T	F	S
		1	2	3	4	5
	6	7	8	9	10	11
	13	14	15	16	17	18
	20	21	22	23	24	25
	27	28	29	30	31	



April

S	M	T	W	T	F	S
						1
	3	4	5	6	7	8
	10	11	12	13	14	15
	17	18	19	20	21	22
	24	25	26	27	28	29







May

S	M	T	W	T	F	S
	1	2	3	4	5	6
	8	9	10	11	12	13
	15	16	17	18	19	20
	22	23	24	25	26	27
	29	30	31			






June

S	M	T	W	T	F	S
			1	2	3	4
	5	6	7	8	9	10
	12	13	14	15	16	17
	19	20	21	22	23	24
	26	27	28	29	30	





July

S	M	T	W	T	F	S
						1
	3	4	5	6	7	8
	10	11	12	13	14	15
	17	18	19	20	21	22
	24	25	26	27	28	29
	31					






August

S	M	T	W	T	F	S
	1	2	3	4	5	6
	7	8	9	10	11	12
	14	15	16	17	18	19
	21	22	23	24	25	26
	28	29	30	31		

September

S	M	T	W	T	F	S
				1	2	3
	4	5	6	7	8	9
	11	12	13	14	15	16
	18	19	20	21	22	23
	25	26	27	28	29	30





October


S	M	T	W	T	F	S
						1
	2	3	4	5	6	7
	9	10	11	12	13	14
	16	17	18	19	20	21
	23	24	25	26	27	28
	30	31				


November

S	M	T	W	T	F	S
		1	2	3	4	5
	6	7	8	9	10	11
	13	14	15	16	17	18
	20	21	22	23	24	25
	27	28	29	30		

December

S	M	T	W	T	F	S
				1	2	3
	4	5	6	7	8	9
	11	12	13	14	15	16
	18	19	20	21	22	23
	25	26	27	28	29	30

 = set out garbage and recycling (blue) containers on your regular collection day

 = set out garbage and yard waste (brown) containers on your regular collection day

This calendar, specific to the area of the city in which you live, shows the weeks you set out your recycling and yard waste containers. To find your garbage day and the holiday collection schedule specific to your address, go to www.cityoftacoma.org/collectioncalendar.

Holiday Collection Schedule

	If your regular pickup day is...	Your pickup day will be...
Christmas Day 2010	On regular schedule	
New Year's Day 2011	On regular schedule	
Fourth of July 2011	Monday, July 4	Tuesday, July 5
	Tuesday, July 5	Wednesday, July 6
	Wednesday, July 6	Thursday, July 7
	Thursday, July 7	Friday, July 8
	Friday, July 8	Saturday, July 9
Thanksgiving 2011	Thursday, Nov. 24	Friday, Nov. 25
	Friday, Nov. 25	Saturday, Nov. 26
Christmas 2011	On regular schedule	

GREASE GOES in the GARBAGE

Grease, fats, oils and gravy that go down your sink, toilet or garbage disposal can stick to the inside of your drain and sewer pipes and cause unpleasant, messy and expensive sewer backups.

What to do?

❁ Collect grease from pans into a jar or can, let cool, seal and place in the garbage.

❁ Put greasy food or fat trimmings into the garbage.

❁ Wipe greasy pots and dishes with a used paper towel or napkin.

❁ Recycle large amounts of cooking oil, such as from deep-fat fryers, for no additional charge at the Household Hazardous Waste Facility, located at the Tacoma Landfill, 3510 S. Mullen St.

(253) 591-5588

www.cityoftacoma.org/grease



DID YOU KNOW?

All storm drains in Tacoma empty – untreated – into the nearest stream or body of water.

A growing number of the city's storm drains are marked "no dumping," but what goes down unmarked storm drains ends up in our waterways too. That means only rainwater should flow down our storm drains. Pollutants, such as oil and debris should not be dumped into a storm drain or it will end up in Puget Sound.

FREE!

RECYCLE your COMPUTERS, MONITORS & TVs

Don't trash your electronics, recycle them. Authorized collectors accept computers, monitors and TVs for free at many locations in Tacoma and Pierce County.

Through E-Cycle Washington, electronics manufacturers are taking responsibility for the cost of recycling these products. Authorized collectors handle and recycle your electronics safely and responsibly according to preferred processing standards overseen by the Washington State Department of Ecology.



E-CYCLE
washington

1-800-RECYCLE

www.ecyclewashington.org

Note: The Tacoma Landfill does not accept computers, monitors, laptops or TVs.

E-Cycle Washington accepted items:

- ❁ Computers
- ❁ CPUs (towers)
- ❁ Laptops
- ❁ Computer monitors
- ❁ Televisions

Some locations may accept other electronics at no charge or for a fee. Contact the collector directly for details.

E-Cycle Washington locations in Tacoma:

- ❁ Goodwill (all locations, including donation station at the Tacoma Landfill), www.tacomagoodwill.org
- ❁ Green PC, (253) 473-4300
- ❁ Oakland Radio & TV, (253) 383-5277
- ❁ Saint Vincent de Paul, (253) 474-0519
- ❁ Tacoma Recycling, (253) 474-9559

Locations are subject to change.

EnviroTalk

in this issue

- ✿ Enjoy fresh salads all winter..... page 2
- ✿ Lower your utility bill page 4
- ✿ 2011 resource guide..... page 5
- ✿ 2011 recycling and yard waste collection calendar page 6
- ✿ Recycle electronics for free page 7

EnviroTalk@cityoftacoma.org
www.twitter.com/EnviroTalk

Recycling & yard waste
schedule & stickers inside!



Recycled and recyclable
Printed with soy-based ink

PW 512005 016 1110 a
(SHADED)



City of Tacoma
Public Works
Environmental Services
747 Market Street, Room 420
Tacoma, Washington 98402-3769

PRSR STD
U.S. POSTAGE PAID
TACOMA, WA
PERMIT NO. 2

CHRISTMAS tree recycling

NEW:
No separate
bundles
accepted

Yard waste container

Cut your Christmas tree (unflocked, undecorated) in small enough sections to fit inside your yard waste container so the lid closes flat. **Trees left outside the container are not accepted.**

Landfill drop-off

Single-family residents may recycle their clean, unflocked trees at the Tacoma Landfill (3510 S. Mullen St.) Dec. 26 through Jan. 24. The landfill is open from 8 a.m. to 6 p.m. daily (closed Christmas Day and New Year's Day).

Dispose of flocked trees in the garbage.

For more information, call (253) 591-5543.

