

## Who to call

Abandoned Auto Hotline .....	253-591-5926
Animal Control .....	253-627-PETS
Humane Society.....	253-383-2733
Building Permits .....	253-591-5030
Crime Free Programs.....	253-591-2008
Fair Housing & Domestic Violence .....	253-591-5151
Fire Department Prevention & Preparedness Bureau.....	253-591-5740
Fire/Police Emergency .....	911
Garbage/Yard Waste/Recycling.....	253-591-5543
Call-2-Haul .....	253-573-2468
Hilltop Action Coalition .....	253-383-3056
Household Waste .....	253-591-5418
Neighborhood Business Districts.....	253-591-5384
Neighborhood Councils .....	253-591-5229
Pierce Transit .....	253-581-8000
Police Information (Recording) .....	253-591-5950
Substation Sector 1 4731 Norpoint Way NE.....	253-584-7970
1524 Martin Luther King Jr. Way.....	253-594-7800
Substation Sector 2 5136 N. 26th Street .....	253-573-2508
Substation Sector 3 1501 S. 72nd Street .....	253-594-7838
Substation Sector 4 3524 McKinley Avenue.....	253-594-7947
Safe Streets Campaign.....	253-272-6824
Sidewalks (Hazardous) .....	253-591-5270
Streetlights (Burned-out).....	253-591-5287
Street Repairs/Flooding.....	253-591-5495
Tacoma CARES Property conditions .....	253-591-5001
Traffic Signals .....	253-591-5287
Traffic Signs .....	253-591-5276
Trees in Right-of-Way.....	253-591-5538
Utilities Power outage, fallen wires .....	253-502-8602
Water outage, leaks .....	253-502-8384
(after hours).....	253-502-8344

# More tips to fight crime @ home

## Trim bushes and trees

Overgrown bushes and trees give a thief the luxury of lots of hiding places.

- Trim bushes or branches away from doors and windows.
- Trim bushes down to at least 2 feet from the ground so a burglar can't hide behind them.
- Consider low-growing varieties when planting new bushes; this reduces maintenance too.
- Keep tree branches trimmed up at least 6 feet off the ground.

## Consider alarm systems

Alarm systems are a good way to secure a home, and are best combined with all the CPTED security measures. Few burglars want to try a house that has good lighting, trimmed landscaping, an active Neighborhood Watch, strong security hardware, and an alarm system. It's just too much work.

- Make sure you feel comfortable in operating the alarm system you choose.
- Look in the phone book or on-line for security system companies to give the best advice on a system.

## Mark valuables and possessions

### Radio

When homeowners leave radios playing while away, thieves are inclined to think someone's home.

### Keys

It's best not to leave keys outside at all. Leave them with friends or neighbors you trust.

Marked property makes it harder for the burglar to sell and easier for police to recover.

- As an identifying mark, use your Driver's License number prefaced by WA (the two-letter abbreviation of our state) and ending with "DL" for Driver's License.
- Anything that would be damaged by engraving should be photographed, with a short description of the item written on the back of the photo. Store in a safe place. Police will then get a detailed description of the stolen, unmarked valuables.

## Start a Neighborhood Watch

Observant neighbors who report suspicious activity can really spoil a burglar's plans.

- Organize and participate in a Neighborhood Watch Program.
- Neighborhood Watch will enhance the quality of life, while creating an intolerable environment for thieves. Call Safe Streets at 253-272-6824 or Hilltop Action Coalition at 253 383-3056 for information.

## Maintain your property

Maintenance and image have a lot to do with the perception of property safety.

- Clean property is essential because it tells the would-be criminal that someone cares about it and the neighborhood.
- Set neighborhood standards that discourage criminal activity, preserve neighborhood character and can stabilize property values.

## Document Content

This document was prepared using various sources from the Internet, jurisdictional and industry materials, and CPTED training information and is considered general knowledge of the Basic Crime Prevention Through Environmental Design principles. For additional information on CPTED type in the word cpted on the web.



For more information on how to keep safe at home, please call CPTED Coordination at (253) 591-5634

Prepared by City of Tacoma  
Buildings and Land Use Services • Tacoma CARES  
and the CitySafe Team for a safe and clean Tacoma

Disclaimer: The recommendations listed in this brochure are made for the purpose of reducing the likelihood of criminal activity and providing for a safer environment. While no guarantee can be stated or implied, the concepts of CPTED have been proven internationally. The City of Tacoma CARES Program recommends these measures as a public service, with the understanding that there is no way to predict or prevent all crime risks. Local building and fire/life safety codes must be considered when implementing CPTED strategies.

# Fight Crime @ Home!



CPTED\* strategies for making your home safer

\*Crime Prevention Through Environmental Design

Tear off and use for quick reference

## CPTED home safety tips

A home is less likely to be burgled when Crime Prevention Through Environmental Design or CPTED (pronounced sep-ted) ideas are used. CPTED is the proper design and maintenance of the built environment that can lead to a reduction in the fear and incident of crime and improve the quality of life. When properly used, CPTED tactics have been proven to reduce crimes of opportunity.

### • Bracketed casement windows

Screw an "L" bracket with a removable pin into the bottom part of the window that has a swinging hinge.

### • Secure hinges

Hinges should have nonremovable pins that ruin a thief's chance at entering through the gate.

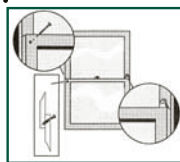
Hinges on exterior doors should be installed with the "pin" side facing inside the door frame or use hinges that have a welded hinge pin.

### • Trimmed hedges, trees and shrubs

Make it difficult for thieves to conceal themselves or stolen property.

### • Double hung windows

Secure them by drilling through the corners of the sashes and inserting a removable metal pin.



### • Interior lights

A couple of lights left on at night suggests that someone's home. Be sure to put them on timers and regularly change the time they go off and on.

### • Solid core exterior doors

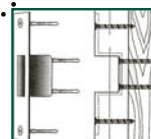
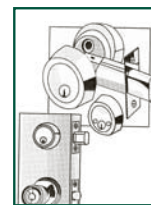
Use the right door for the right application. When the door is metal or solid wood, breaking it down becomes difficult. Glass next to the doors should be protected with an unbreakable plastic material.

### • Well-secured sliding glass windows

Flathead screws installed in the upper track prevent thieves from sliding or lifting the window open. Removable pins in the frames will hold the window in place.

### • Porch/walkway lights

High efficiency lights with a photo cell or timer will help keep unwelcomed guests from approaching your walkway or front door.



### • Deadbolt locks on doors

Secure doors with all-metal deadbolt locks. Single-cylinder deadbolts conform to the fire code for residential buildings, allowing safety as well as security. Be sure that the deadbolt throw goes at least 1 inch into the door frame and that the "strike plate" is installed with at least 3 inch wood screws.

### • Stiff door frame

Reinforce the door frame by filling empty spaces between the door jamb and 2x4 stud with a solid piece of wood and shims. This will prevent a thief from pushing or prying back the doorframe.

### • Exterior house lights

Security lights with a motion detector will light up the side area of your house when prowlers approach. Make sure you have lights on in the back of the house, too.

### • Fences

Modify wood fences so that they are at least 10 inches off the ground so that anyone hiding behind them can then be seen.

### • Garage door

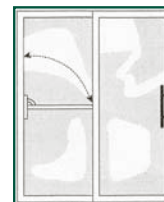
When the garage is securely locked, thieves must resort to a more difficult means of entering a home. It also keeps them from stealing the property stored in the garage.

### • Easily readable house numbers

It's easier for emergency services to locate a home in a hurry if the house numbers are large and well-lit. Did you know that in the City of Tacoma, properties are required to have address numbers on them? Put house numbers in back of your house too, if there's an alley.

### • Sliding glass doors

A security bar and flathead screws installed in the upper track prevent thieves from sliding or lifting the door open. Removable pins in the frames will hold the door in place.



### • Door eye viewers

Thieves know they may not gain admittance to a home when the occupants get a chance to see them before opening the door. If the door doesn't have a window, it should have a wide angle 180° lens. Install a second door eye viewer hole at a height suitable for children too.

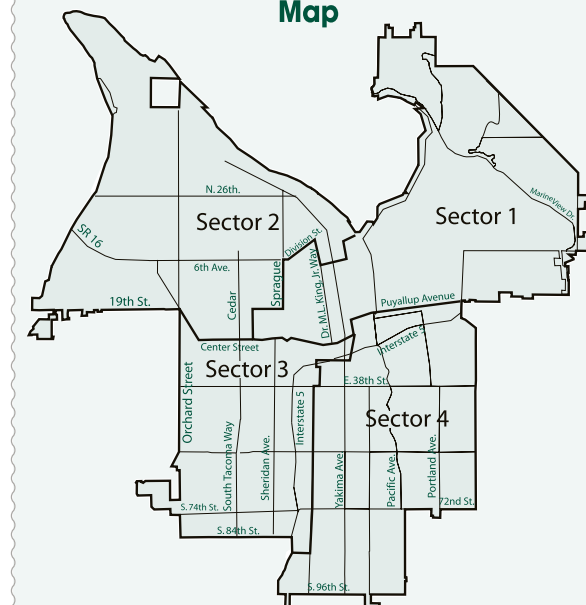
### • BEWARE decals

"Beware" decals can warn that the property has been marked, or that the home is equipped with an alarm system.



# Fight Crime @ Home!


## Police Sector Map



### Remember:

- Light the outside & trim vegetation
- Examine windows, doors and locks
- Use an alarm system & mark all valuables
- Start a Neighborhood Watch
- Maintain your property
- Use proper hinges

### City of Tacoma



For more information please call CPTED Coordination at (253) 591-5634

Prepared by City of Tacoma  
Buildings and Land Use Services • Tacoma CARES  
and the CitySafe Team for a safe and clean Tacoma