



Residential Security


Audrey Hornbuckle

Crime Free Programs Coordinator

Defensible Space Team


City of Tacoma

(253) 591-5048



Crime Prevention


Crime Prevention is a pattern of attitudes and behaviors directed at both reducing the threat of crime and fear of crime, and enhancing a sense of safety and security.




Agenda and the Basics

- ◆ Identifying weaknesses
- ◆ The three lines of defense
- ◆ Utilizing other resources

- ◆ Lights
- ◆ Locks
- ◆ Landscaping






The Problem?




- ◆ Burglars are thieves, they want to steal your stuff!
- ◆ Every 13 seconds a home is burglarized in the U.S.
- ◆ Burglary is frequently a crime of opportunity.
- ◆ About half of all burglaries are not even break-ins! This means a family member left a door or window unlocked or open.
- ◆ Most burglaries are committed by an amateur burglar.
- ◆ Burglars desire unoccupied homes that have obscured doorways or windows, so nobody can see them when they break in.




The Answer


- ◆ Give your home a “lived in look” & make the bad guy’s job harder!
- ◆ Burglars choose their victims – be a Tough Target.
- ◆ Always keep them wondering if you are home or not...
 - ◆ Lighting and sounds from within your home.
 - ◆ Deliveries
 - ◆ Seasonal issues
- ◆ Your wonderful nosy neighbors
- ◆ Neighborhood Watch



Security Improvements


- ◆ Should not adversely effect quality of life
- ◆ Should not be prohibitively expensive
- ◆ Should be simple to implement
- ◆ Should be unobtrusive
- ◆ Should not require extensive tools or skills





Security Survey


- ◆ Systematic way of surveying premises
- ◆ Helps to identify areas of weakness
- ◆ Documenting physical security recommendations
- ◆ Hard copy to homeowner
- ◆ Possible to get a discount on your homeowner's insurance for security improvements




Three Lines of Defense

- ◆ Property line
- ◆ The building itself
- ◆ Interior of the building








The first line of defense - the property line


- ◆ Separates public space from private space
- ◆ Landscaping
- ◆ Lighting
- ◆ Fencing



Landscaping

- ◆ Bushes and trees can create concealment for criminal activity.
- ◆ Two – Six rule
Trim bushes down to two feet and trees up six feet from the ground.
- ◆ Avoid landscape growth that obscures windows, doors, and lighting.
- ◆ Use river rock on walkways and around doors and windows
- ◆ Use strategically placed “hostile” plants.






Landscaping

- ◆ Surveillance Concerns
- ◆ Access Control






Surveillance (observation)



Ongoing landscape maintenance



The 2/6 rule




Access Control



Before




After



Territoriality and barriers




Defining ownership and keeping out illegitimate users



Territoriality and Barriers





Defining ownership – “this is my turf!”



Fences

- ◆ Provide a physical & psychological deterrent
- ◆ Adequate locks should be installed on gates
- ◆ See through vs. solid






Territoriality and Barriers



Typical wood fence




Modified wood fence



Territoriality and Barriers



Defining ownership




Fences

Access Control & Surveillance

- ◆ Provide a physical & psychological deterrent
- ◆ Use fencing you can at least see movement through.






Landscaping & Natural Access Control

- ◆ Landscaping used to define private or semi-private areas from public areas.
 - Short hedges, etc.
- ◆ Landscaping used to deny access to sensitive areas on property.


“Hostile Shrubbery”






Lighting and addressing


- ◆ Entry light for each door that is left on during hours of darkness.
- ◆ Focus on even amount of low level light.
- ◆ Lit well enough to read license plates or a newspaper headline.
- ◆ Consider motion sensor lighting for added security.
- ◆ Addresses should be well lit and large enough to read from street and of a contrasting color to the color of the house.
- ◆ Put addresses on back of house or garage if facing an alley.
- ◆ Only put address on mailbox (no names)



The second line of defense - the building itself

Should withstand an 5-7 minute
attack by a burglar





Exterior Doors

- ◆ Solid core wood or metal exterior doors with minimal gaps around frame to prevent prying.
- ◆ Strike plate installed with 3” screws.
- ◆ Hinges mounted with pins on inside of house. Secured with 3” screws.
- ◆ Entry doors with 180 degree peephole.
- ◆ Glass windows in or adjacent to doors need Security Film.







Deadbolt locks

- ◆ Use a single cylinder deadbolt with a 1” minimum throw and case hardened steel
- ◆ A beveled or rotating collar on deadbolts is recommended
- ◆ Drill and pick resistant
- ◆ Utility patented keys to prevent duplicating






Locks Single vs. Double Cylinder

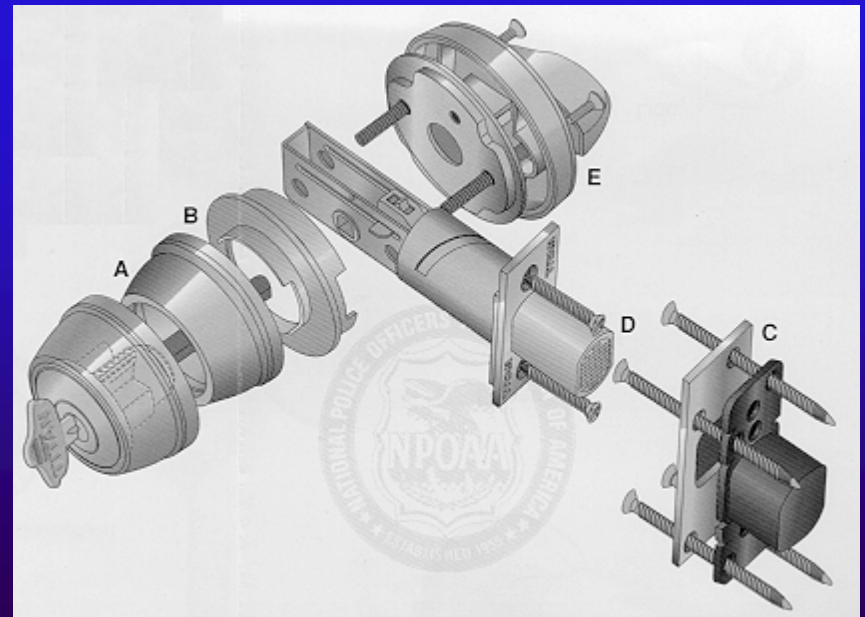



- ◆ Single cylinder – home use, one key
- ◆ Double cylinder – business use, keyed on both sides.



Lock Diagram


- ◆ A - Free spinning cylinder guard prevents wrench attack
- ◆ B - Solid metal shield resists hammer and pry attacks
- ◆ C - Steel strike plate and 3” screws resist kick in attack
- ◆ D - 1” deadbolt prevents sawing and spreading
- ◆ E - Extra large turn piece complies with ADA






Sliding Glass Doors

- ◆ Secondary locking hardware needed on accessible doors.
- ◆ Equip with charlie bar, pin locks, or track bar.
- ◆ Secure sliding doors and windows from lifting out.
- ◆ Fire safety issues involving types of window locks.



Garage Doors


- ◆ Programmable or dual frequency garage door opener
- ◆ Crane bolts into concrete slab
- ◆ Install solid core door with a deadbolt between the garage and house



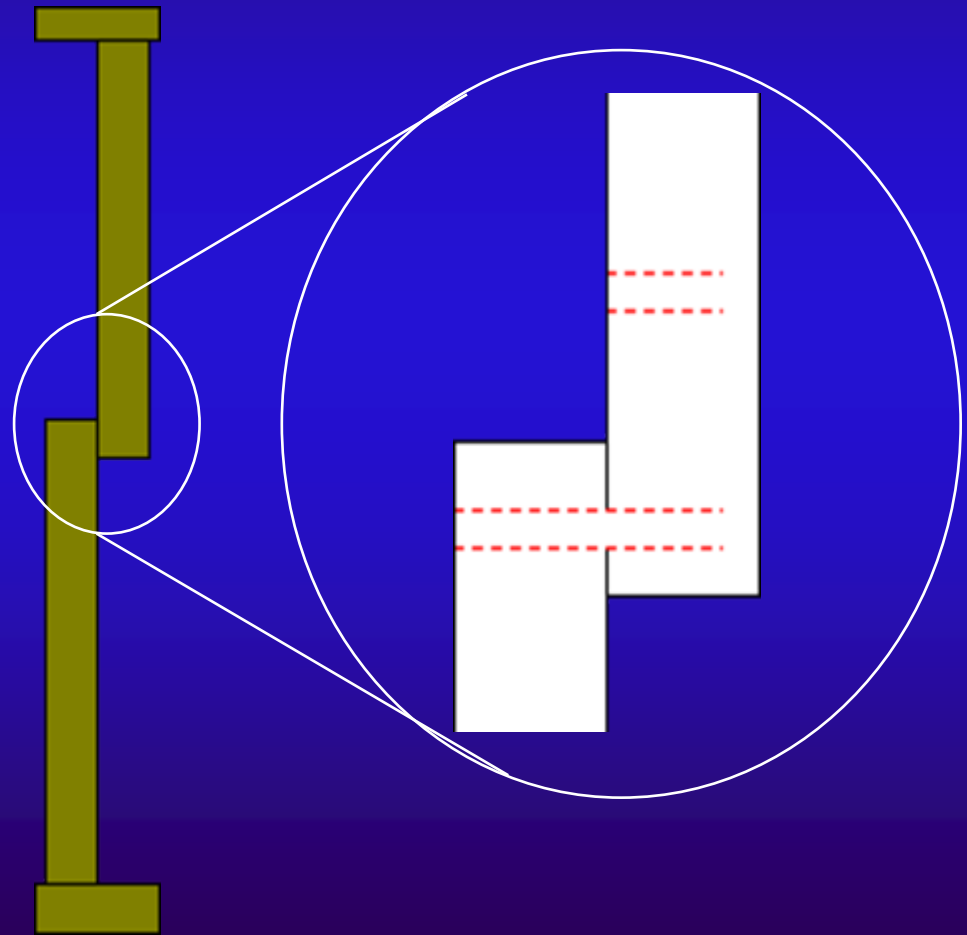
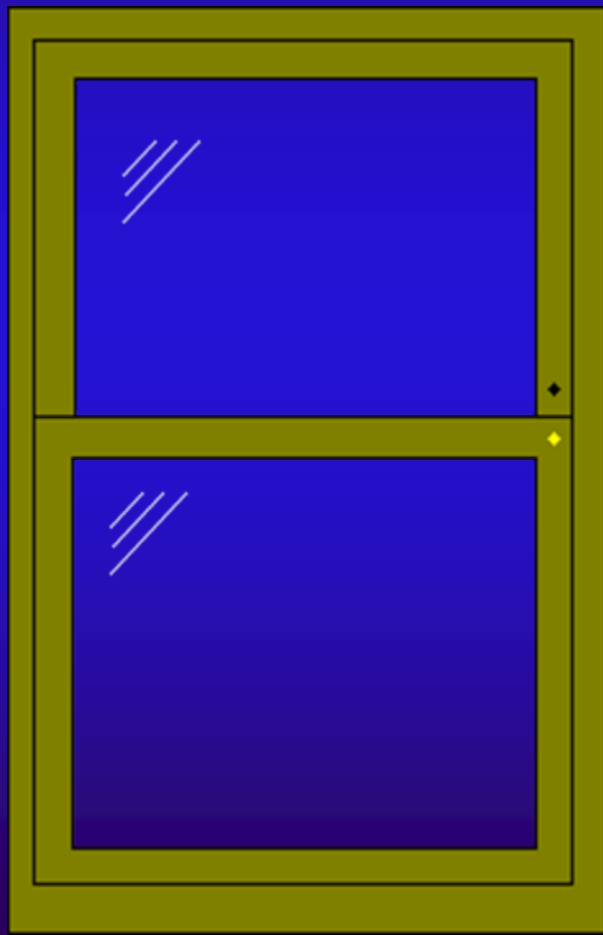
Windows


- ◆ Newer windows can help with security as well as energy.
- ◆ Replace glass with polycarbonate.
- ◆ Consider auxiliary locks on all windows.
- ◆ Drop a dowel in the track.
- ◆ Burglar bars.
- ◆ Pin windows.





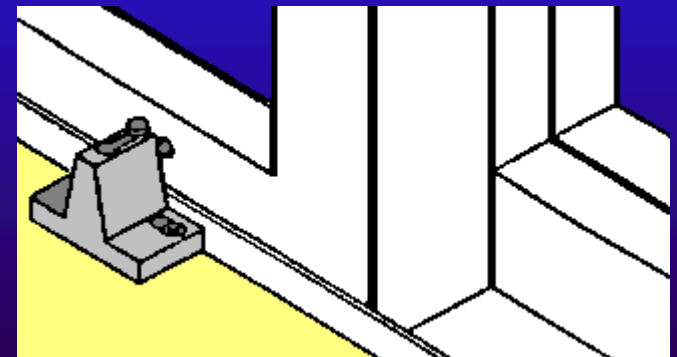

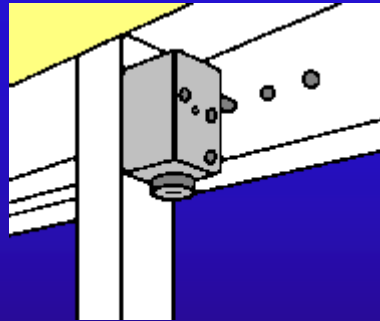
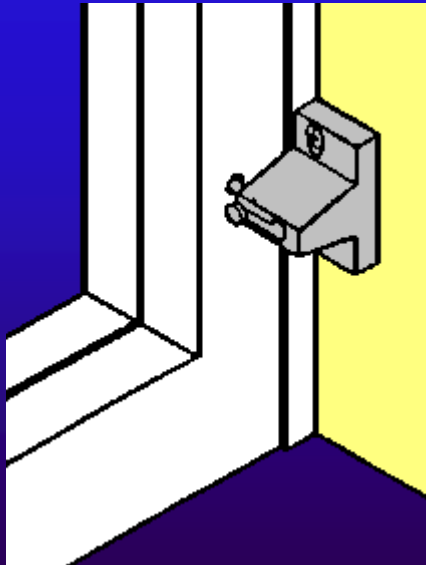
Pinning Double Hung Windows






Auxiliary Locks - Sliding track


- ◆ Permanent vs. temporary locks
- ◆ Keyed vs. non keyed locks
- ◆ Charlie bar






The third line of defense - inside the building

- ◆ Make it harder for the burglar to locate valuables
- ◆ Keep firearms secure
- ◆ Lock up your prescription medications – throw away what is not used.
- ◆ In home safe vs. Safety deposit box
- ◆ Keep an inventory of all of your property that is prone to theft, such as electronic equipment.




Alarms

- ◆ Professionally installed vs. do it yourself.
- ◆ Monitored vs. unmonitored systems.
- ◆ Audible vs. silent.
- ◆ Insurance benefits.
- ◆ Panic and duress capabilities.




Alarm Components

- ◆ Perimeter alarm sensors.
- ◆ Motion detectors.
- ◆ Sound sensors – glass breakage alarms.
- ◆ Specialty sensors:
 - ◆ Pressure pads
 - ◆ Positive and negative pressure sensors
 - ◆ Bill traps



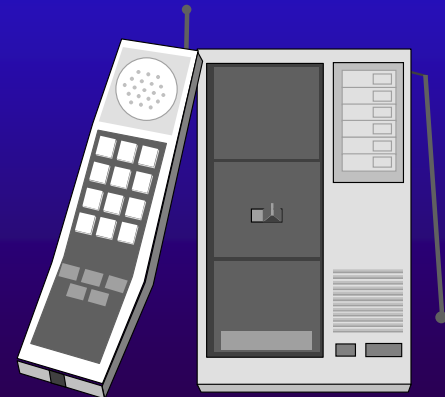
Interior Lighting


- ◆ Use timers and vary times and locations that they come on.
- ◆ Interior motion lights.
- ◆ Have a TV or radio on a timer as well.
- ◆ House should appear occupied.



Telephones

- ◆ Consider a cordless phone.
- ◆ Install a phone in the bedroom.
- ◆ Consider having a digitized or male voice on answering machine greetings.
- ◆ Never say “we are not home now”.





Mailboxes

- ◆ Secure Mailboxes.
- ◆ Mailboxes located for maximum surveillance.
- ◆ Address only – never put your name on the mailbox.






Other Lines of Defense




- ◆ Block Watch
- ◆ Operation Identification
- ◆ Vacation Home Check
by your neighbors



Block Watch

- ◆ Reduces crime in the neighborhood.
- ◆ Neighbors look out for each other.
- ◆ “If I don’t call the police my neighbor will”.
- ◆ Ability to discern and report suspicious activity.






Operation ID

- ◆ Deters the burglar from even entering
- ◆ Assists in recovery of items
- ◆ Engrave your driver's license or ID card number like this:


WA-SMITHML394RP-DL






Vacations

- ◆ Have a trusted neighbor or friend take care of:
 - ◆ Picking up the mail and newspaper
 - ◆ Mowing the yard
 - ◆ Moving your cars around in the driveway
- ◆ Staying at your house while you are gone.
- ◆ Do not cancel delivery of your newspapers or mail unless there is no other alternative.




Further Resources

- ◆ Fire Prevention and Emergency Management (253) 594.7900
 - ◆ Map Your Neighborhood
 - ◆ Fire and Life Safety
 - ◆ Community Emergency Response Training
 - ◆ First Aid and CPR training
- ◆ Safe Streets (253) 272-6824
 - ◆ Block Watch programs
 - ◆ Community mobilization
 - ◆ Neighborhood Patrol Academy



For the average citizen, the fear of crime can be worse than the reality of crime.

Increasing your physical security at home goes a long way toward improving your sense of well-being and quality of life.



For More Information:

Audrey Hornbuckle

Crime Prevention Coordinator

747 Market St, Room 838

Tacoma, WA. 98402

(253) 591-5048

ahornbuckle@cityoftacoma.org